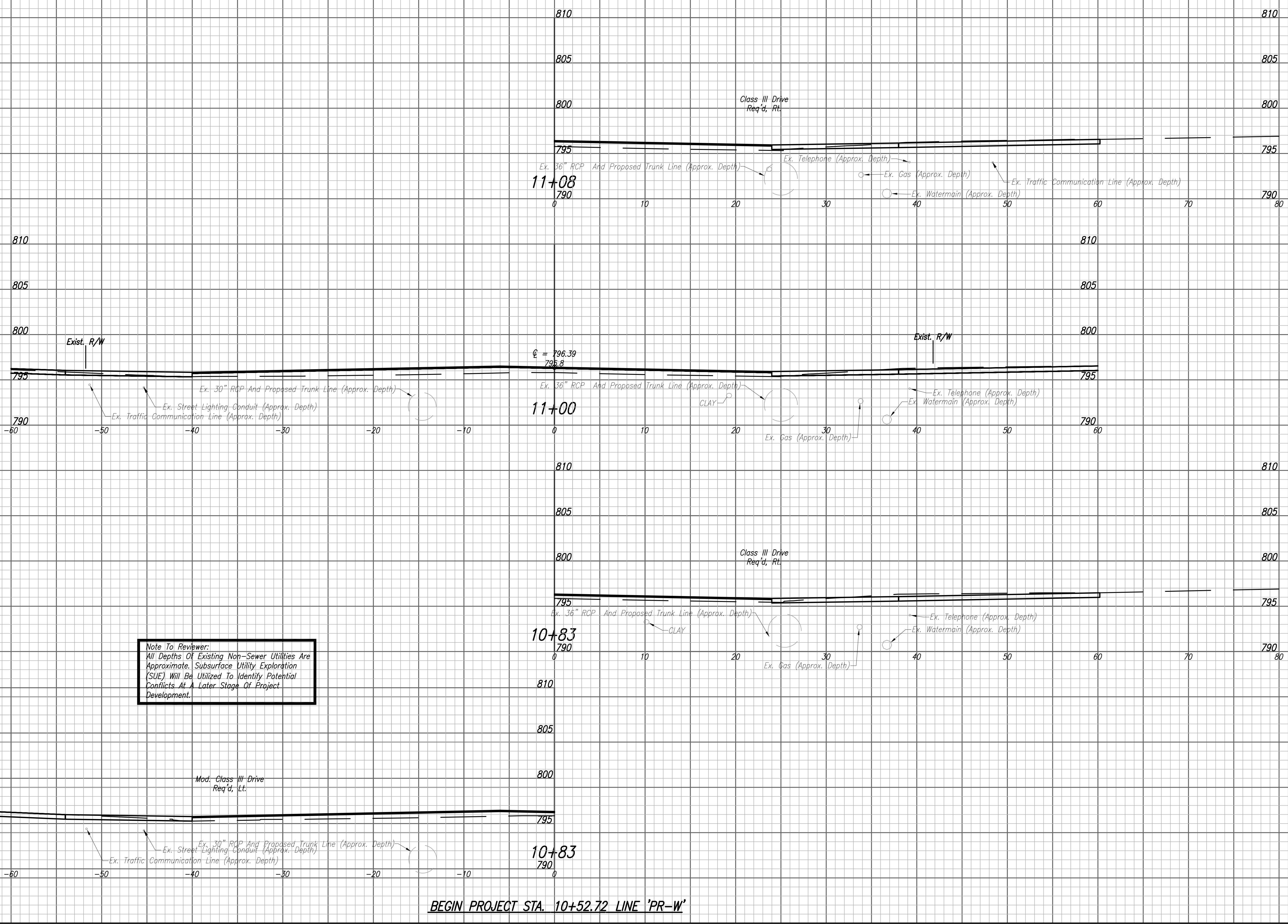


Date: Oct 22, 2015, 4:58pm User ID: eboyd
 File: M:\Proj\1466\2107\Phase 1\Civil\Draw\CS\2107XS - Line W (1).dwg Model Tab: XS Sheet - (1)




Note To Reviewer:
 All Depths Of Existing Non-Sewer Utilities Are Approximate. Subsurface Utility Exploration (SUE) Will Be Utilized To Identify Potential Conflicts At A Later Stage Of Project Development.

BEGIN PROJECT STA. 10+52.72 LINE 'PR-W'

	NOT FOR CONSTRUCTION <small>DLZ INDIANA, LLC</small>	RECOMMENDED FOR APPROVAL _____ <small>DESIGN ENGINEER DATE</small>	CITY OF FORT WAYNE ST. JOSEPH CENTER ROAD REHABILITATION	HORIZONTAL SCALE <small>1" = 5'</small>	ROAD FILE <small>DESIGNATION</small> 0710322
		DESIGNED: PSL DRAWN: PSL CHECKED: JRN CHECKED: JRN		CROSS SECTION LINE 'PR-W'	VERTICAL SCALE <small>1" = 5'</small>

Date: Oct 22, 2015, 4:59pm User: ID: eboyd
 File: M:\Proj\1466\2107\Phase 1\Civil\Draw\CS\2107XS - Line W (1).dwg Model Tab: XS Sheet - (2)




NOT FOR CONSTRUCTION
 DLZ INDIANA, LLC

RECOMMENDED FOR APPROVAL	DESIGN ENGINEER	DATE
DESIGNED: PSL	DRAWN: PSL	
CHECKED: JRN	CHECKED: JRN	

CITY OF FORT WAYNE
ST. JOSEPH CENTER ROAD REHABILITATION
CROSS SECTION
LINE 'PR-W'

HORIZONTAL SCALE 1" = 5'	ROAD FILE
VERTICAL SCALE 1" = 5'	DESIGNATION 0710322
SURVEY BOOK ELECTRONIC	SHEETS 40 of 74
CONTRACT R-30443	PROJECT 0710322



Date: Oct 22, 2015, 4:59pm User: ID: eboyd
 File: M:\Proj\1466\2107\Phase 1\Civil\Draw\CS\2107XS - Line W (1).dwg Model Tab: XS Sheet - (3)

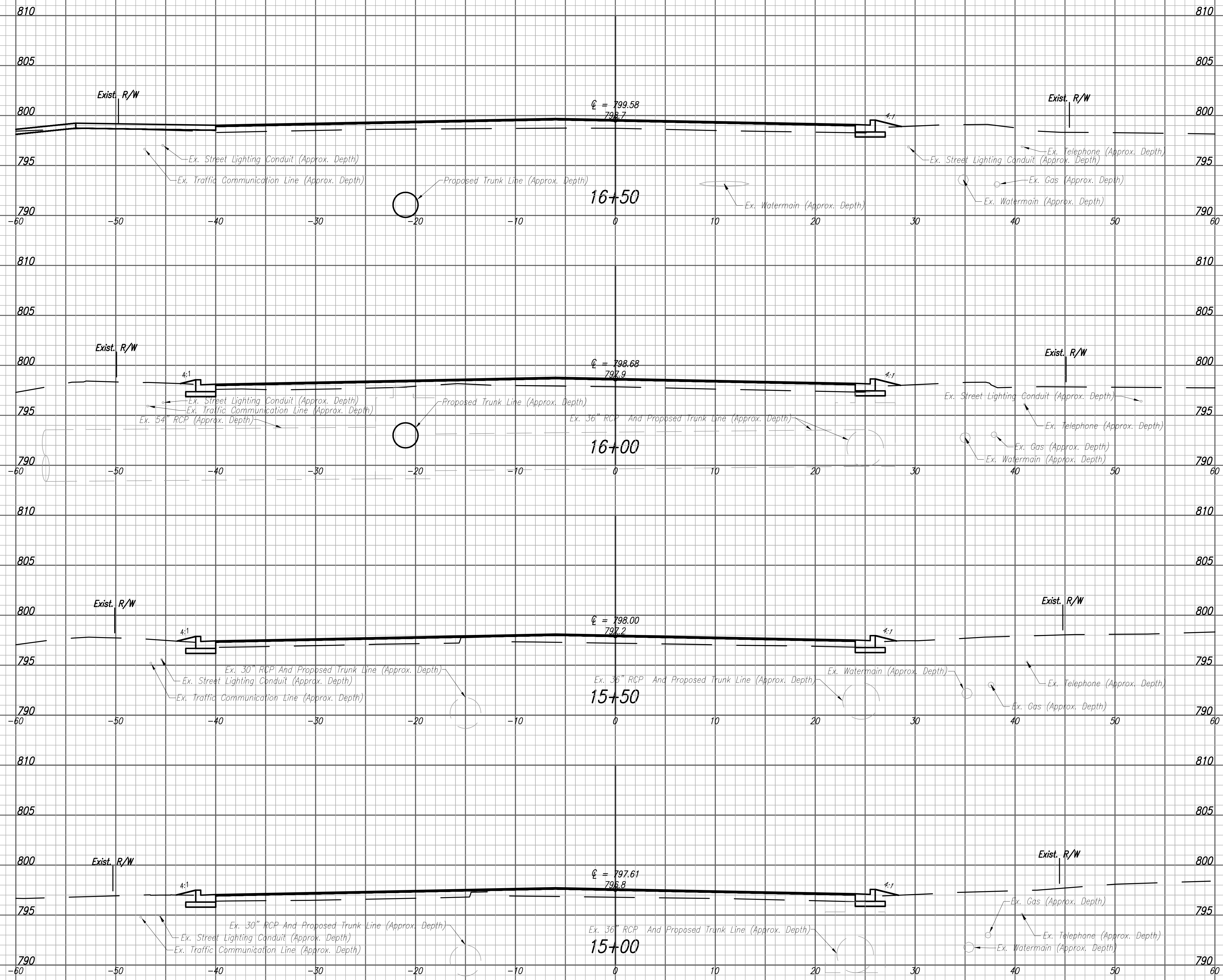


NOT FOR CONSTRUCTION
 DLZ INDIANA, LLC

RECOMMENDED FOR APPROVAL	DESIGN ENGINEER	DATE
DESIGNED: PSL	DRAWN: PSL	
CHECKED: JRN	CHECKED: JRN	

CITY OF FORT WAYNE
ST. JOSEPH CENTER ROAD REHABILITATION
CROSS SECTION
LINE 'PR-W'

HORIZONTAL SCALE 1" = 5'	ROAD FILE
VERTICAL SCALE 1" = 5'	DESIGNATION 0710322
SURVEY BOOK ELECTRONIC CONTRACT R-30443	SHEETS 41 of 74 PROJECT 0710322



Date: Oct 22, 2015, 4:59pm User: ID: eboyd
 File: M:\Proj\1466\2107\Phase 1\Civil\Draw\CS\2107XS - Line W (1).dwg Model Tab: XS Sheet - (4)




NOT FOR CONSTRUCTION
 DLZ INDIANA, LLC

RECOMMENDED FOR APPROVAL _____	DESIGN ENGINEER _____	DATE _____
DESIGNED: PSL	DRAWN: PSL	
CHECKED: JRN	CHECKED: JRN	

CITY OF FORT WAYNE
ST. JOSEPH CENTER ROAD REHABILITATION
CROSS SECTION
LINE 'PR-W'

HORIZONTAL SCALE 1" = 5'	ROAD FILE
VERTICAL SCALE 1" = 5'	DESIGNATION 0710322
SURVEY BOOK ELECTRONIC CONTRACT R-30443	SHEETS 42 of 74 PROJECT 0710322

Date: Oct 22, 2015, 4:59pm User: ID: eboyd
 File: M:\Proj\1466\2107\Phase 1\Civil\Draw\CS\2107XS - Line W (1).dwg Model Tab: XS Sheet - (5)

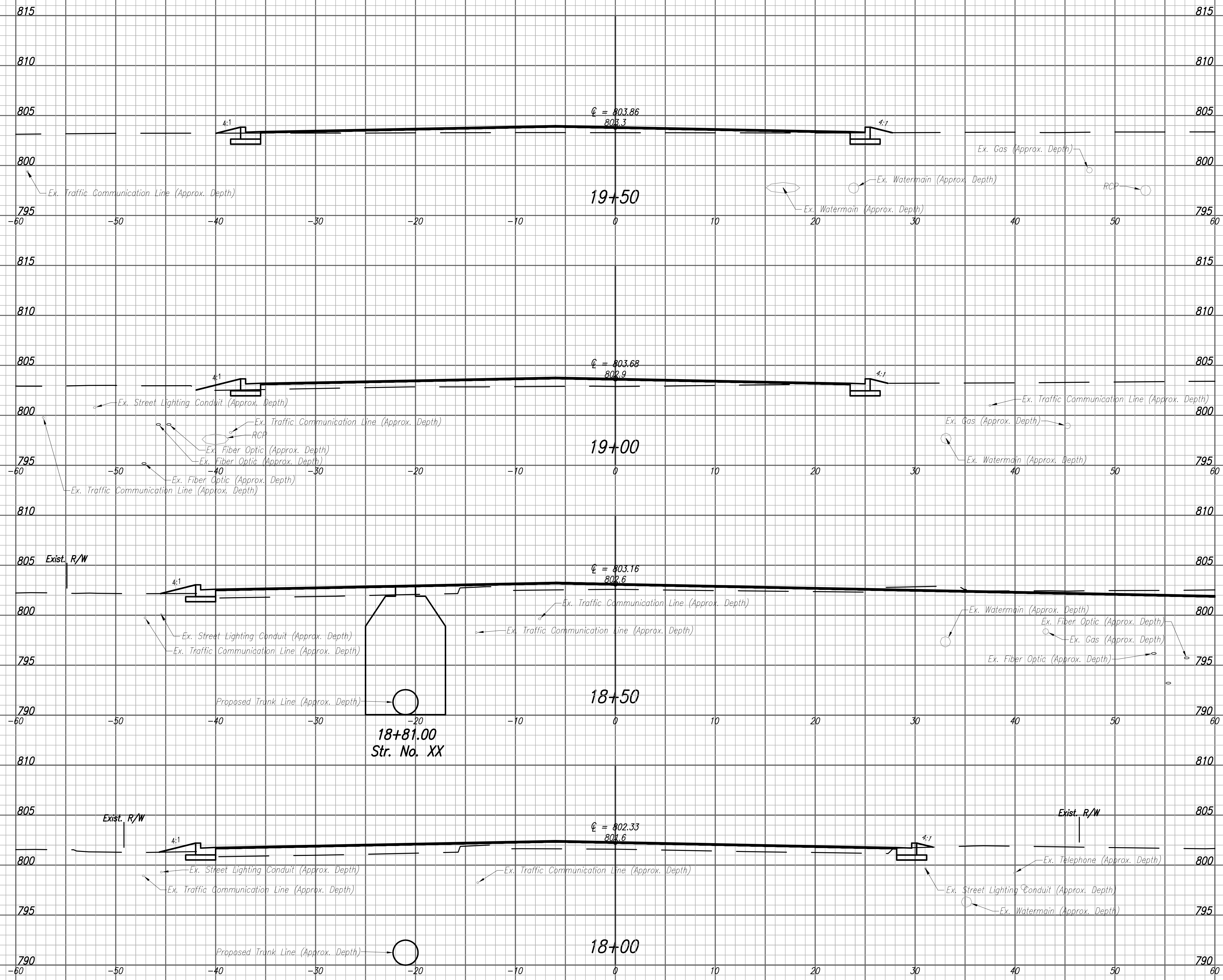


NOT FOR CONSTRUCTION
 DLZ INDIANA, LLC

RECOMMENDED FOR APPROVAL _____	DESIGN ENGINEER _____	DATE _____
DESIGNED: PSL	DRAWN: PSL	
CHECKED: JRN	CHECKED: JRN	

CITY OF FORT WAYNE
ST. JOSEPH CENTER ROAD REHABILITATION
CROSS SECTION
LINE 'PR-W'

HORIZONTAL SCALE 1" = 5'	ROAD FILE
VERTICAL SCALE 1" = 5'	DESIGNATION 0710322
SURVEY BOOK ELECTRONIC	SHEETS 43 of 74
CONTRACT R-30443	PROJECT 0710322



Date: Oct 22, 2015, 4:59pm User ID: eboyd
 File: M:\Proj\1466\2107\Phase 1\Civil\Draw\CS\2107XS - Line W (1).dwg Model Tab: XS Sheet - (6)



NOT FOR CONSTRUCTION
DLZ INDIANA, LLC

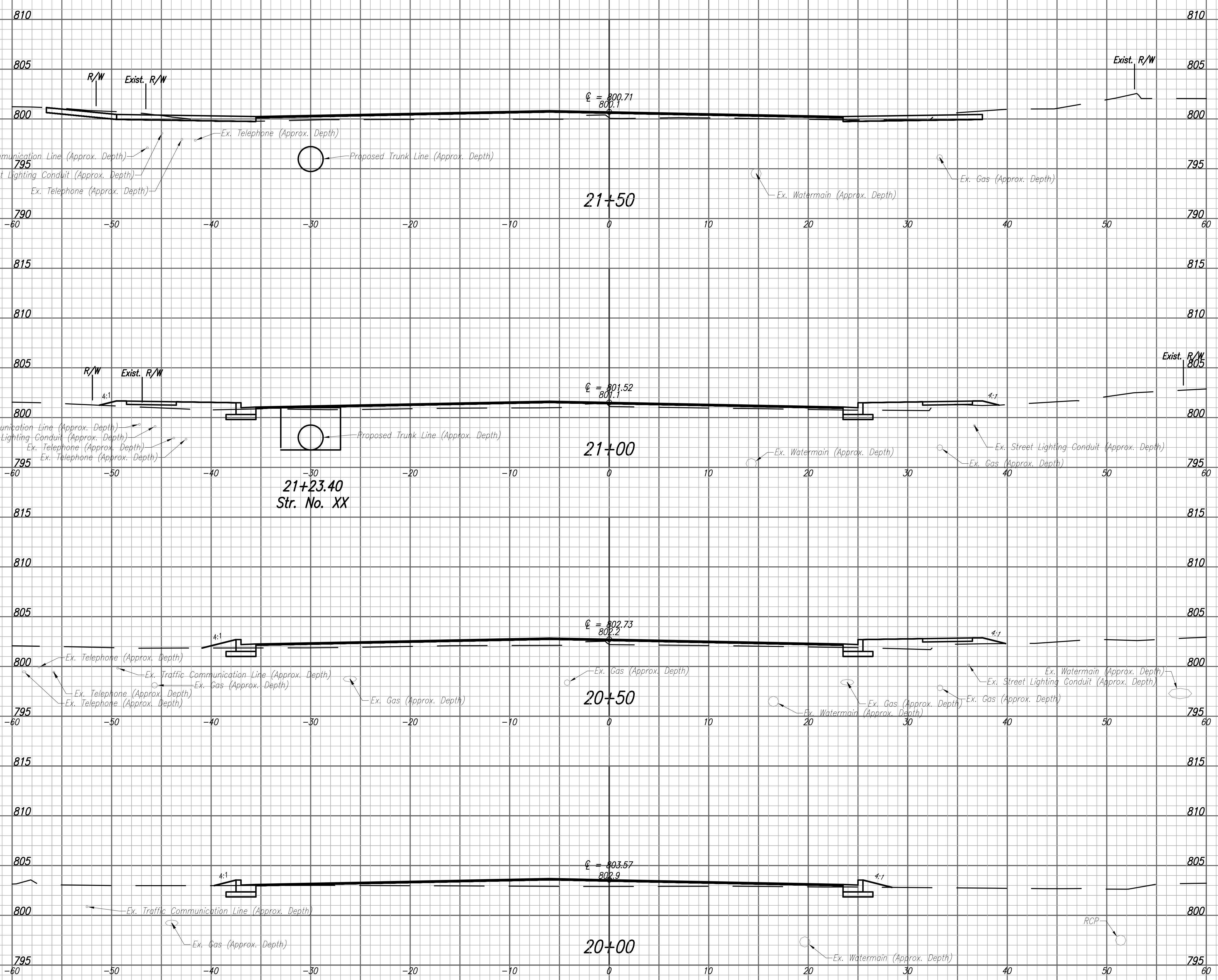
RECOMMENDED FOR APPROVAL _____
DESIGN ENGINEER _____ DATE _____

DESIGNED: PSL DRAWN: PSL
CHECKED: JRN CHECKED: JRN

CITY OF FORT WAYNE
ST. JOSEPH CENTER ROAD REHABILITATION

CROSS SECTION
LINE 'PR-W'

HORIZONTAL SCALE 1" = 5'	ROAD FILE
VERTICAL SCALE 1" = 5'	DESIGNATION 0710322
SURVEY BOOK ELECTRONIC	SHEETS 44 of 74
CONTRACT R-30443	PROJECT 0710322



Date: Oct 22, 2015, 4:59pm User: ID: ehsyd
 File: M:\Proj\1466\2107\Phase 1\Civil\DWG\CS\2107XS - Line W (1).dwg Model Tab: XS Sheet - (7)

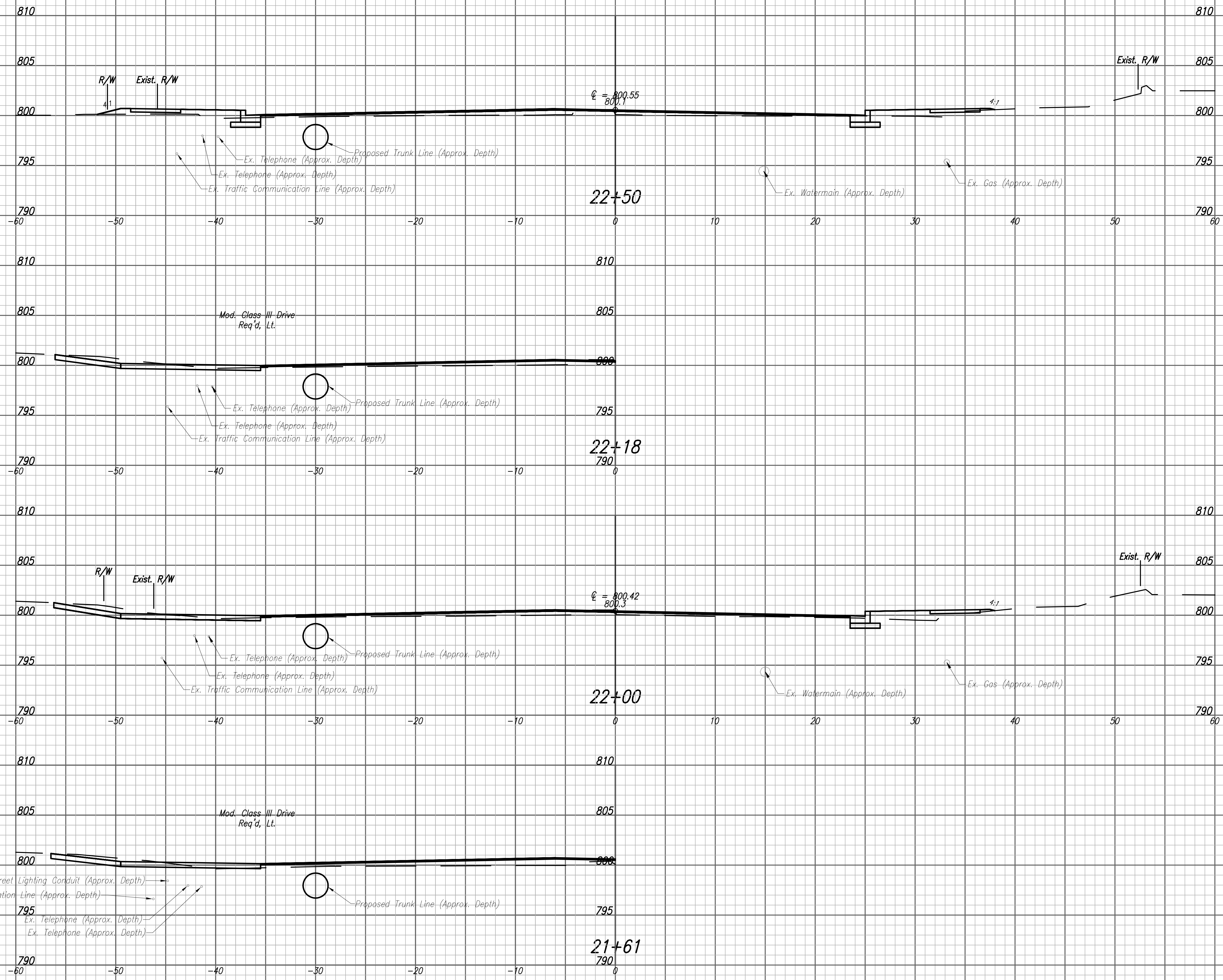


NOT FOR CONSTRUCTION
 DLZ INDIANA, LLC

RECOMMENDED FOR APPROVAL _____	DESIGN ENGINEER _____	DATE _____
DESIGNED: PSL	DRAWN: PSL	
CHECKED: JRN	CHECKED: JRN	

CITY OF FORT WAYNE
ST. JOSEPH CENTER ROAD REHABILITATION
CROSS SECTION
LINE 'PR-W'

HORIZONTAL SCALE 1" = 5'	ROAD FILE
VERTICAL SCALE 1" = 5'	DESIGNATION 0710322
SURVEY BOOK ELECTRONIC	SHEETS 45 of 74
CONTRACT R-30443	PROJECT 0710322



Date: Oct 22, 2015, 5:07pm User: ID: eboyd
 File: M:\Proj\1466\2107\Phase 1\Civil\Draw\CS\2107XS - Line W (2).dwg Model Tab: XS Sheet - (7-1)




NOT FOR CONSTRUCTION
 DLZ INDIANA, LLC

RECOMMENDED FOR APPROVAL	DESIGN ENGINEER	DATE
DESIGNED: PSL	DRAWN: PSL	
CHECKED: JRN	CHECKED: JRN	

CITY OF FORT WAYNE
ST. JOSEPH CENTER ROAD REHABILITATION

CROSS SECTION
LINE 'PR-W'

HORIZONTAL SCALE 1" = 5'	ROAD FILE
VERTICAL SCALE 1" = 5'	DESIGNATION 0710322
SURVEY BOOK ELECTRONIC	SHEETS 46 of 74
CONTRACT R-30443	PROJECT 0710322



Date: Oct 22, 2015, 5:08pm User ID: ebyd
 File: M:\Proj\1466\2107\Phase 1\Civil\Draw\CS\2107XS - Line W (2).dwg Model Tab: XS Sheet - (7/2)

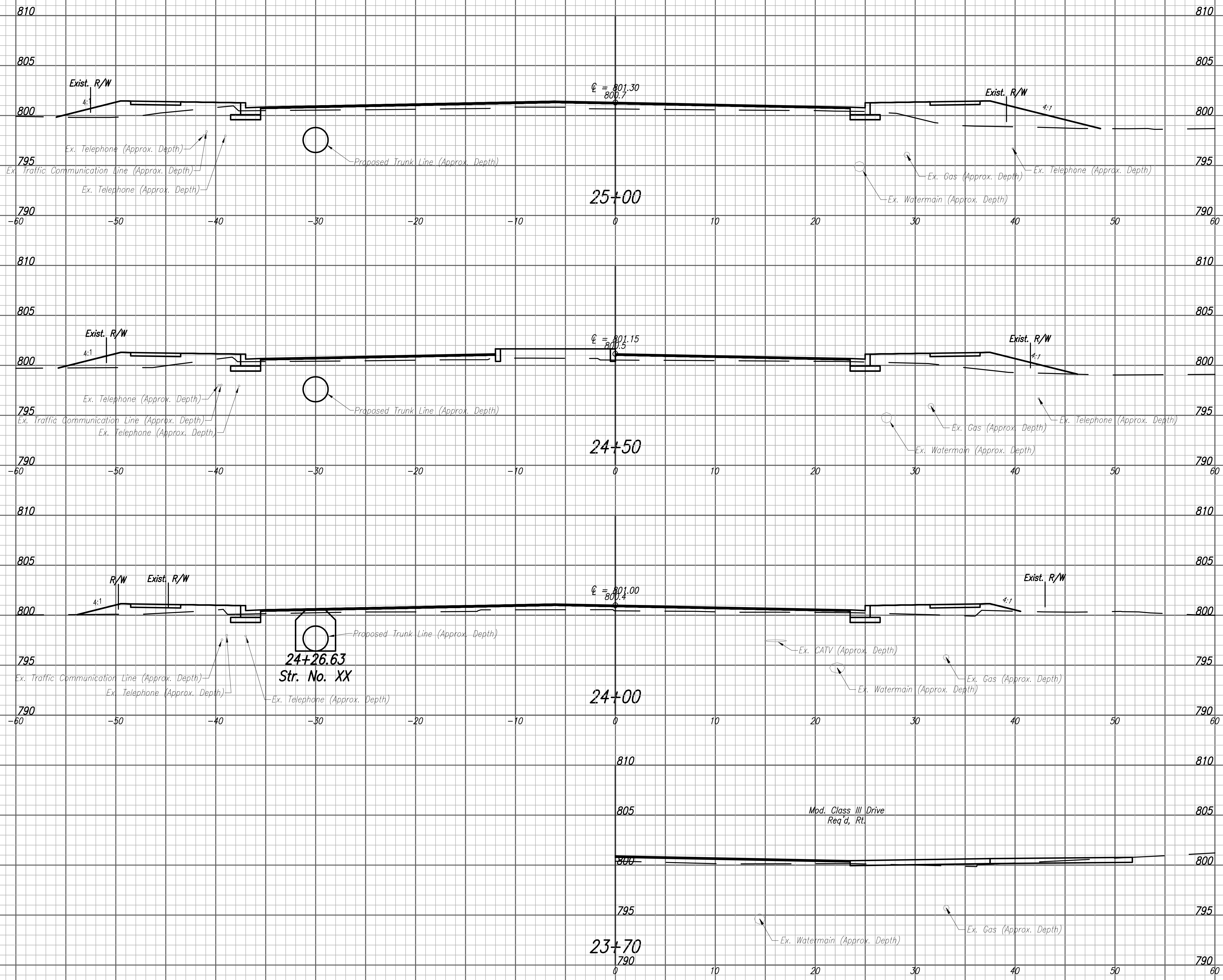


NOT FOR CONSTRUCTION
 DLZ INDIANA, LLC

RECOMMENDED FOR APPROVAL	DESIGN ENGINEER	DATE
DESIGNED: PSL	DRAWN: PSL	
CHECKED: JRN	CHECKED: JRN	

CITY OF FORT WAYNE
ST. JOSEPH CENTER ROAD REHABILITATION
CROSS SECTION
LINE 'PR-W'

HORIZONTAL SCALE 1" = 5'	ROAD FILE
VERTICAL SCALE 1" = 5'	DESIGNATION 0710322
SURVEY BOOK ELECTRONIC	SHEETS 47 of 74
CONTRACT R-30443	PROJECT 0710322



Date: Oct 22, 2015, 5:08pm User: ID: ebyd
 File: M:\Proj\1466\2107\Phase 1\Civil\Draw\CS\2107XS - Line W (2).dwg Model Tab: XS Sheet - (8)



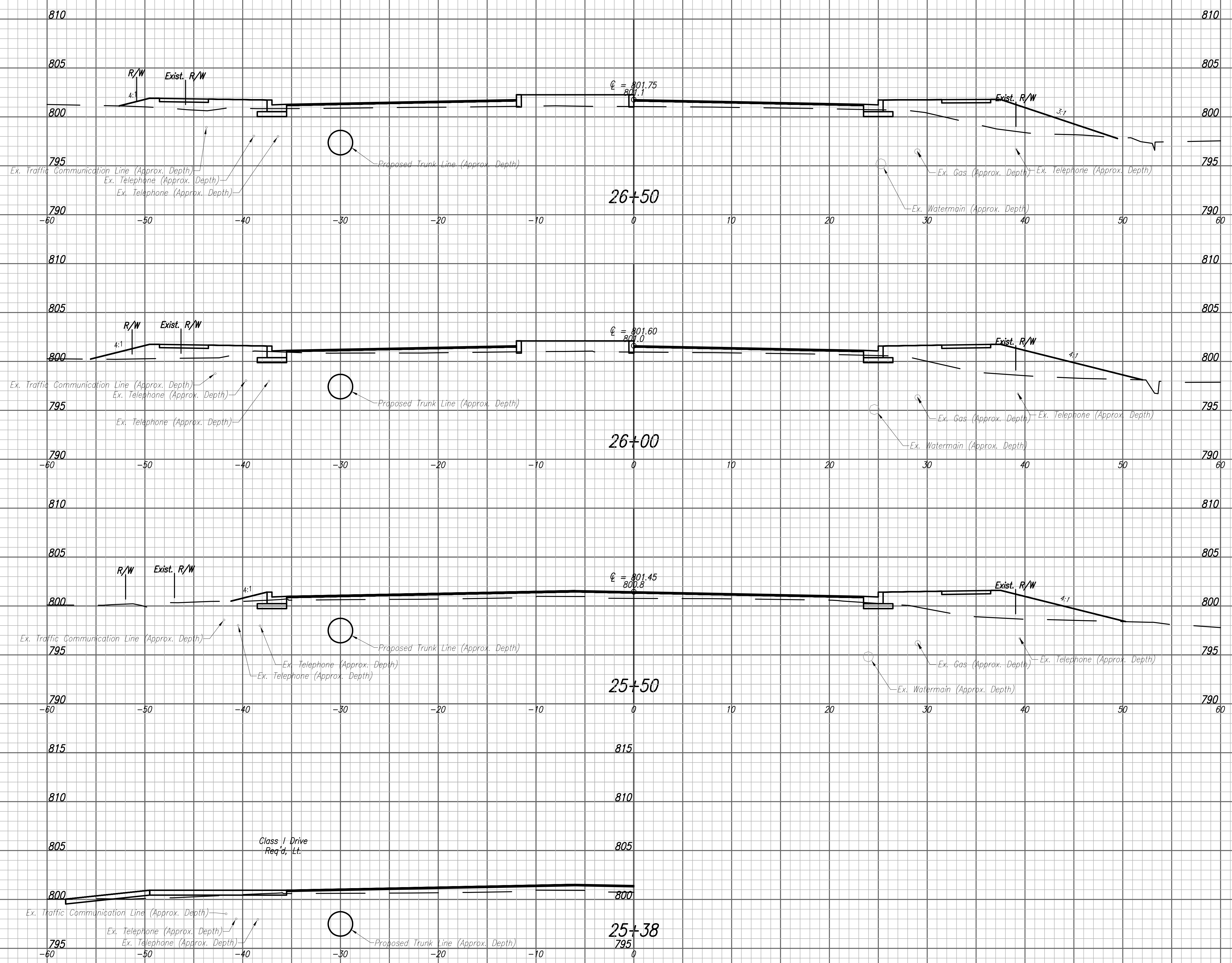
NOT FOR CONSTRUCTION
 DLZ INDIANA, LLC

RECOMMENDED FOR APPROVAL _____	DESIGN ENGINEER _____	DATE _____
DESIGNED: PSL	DRAWN: PSL	
CHECKED: JRN	CHECKED: JRN	

CITY OF FORT WAYNE
ST. JOSEPH CENTER ROAD REHABILITATION

CROSS SECTION
LINE 'PR-W'

HORIZONTAL SCALE 1" = 5'	ROAD FILE
VERTICAL SCALE 1" = 5'	DESIGNATION 0710322
SURVEY BOOK ELECTRONIC	SHEETS 48 of 74
CONTRACT R-30443	PROJECT 0710322



Class I Drive
Req'd, Lt.

Date: Oct 22, 2015, 5:08pm User: ID: eboyd
 File: M:\Proj\1466\2107\Phase 1\Civil\Draw\CS\2107XS - Line W (2).dwg Model Tab: XS Sheet - (9)



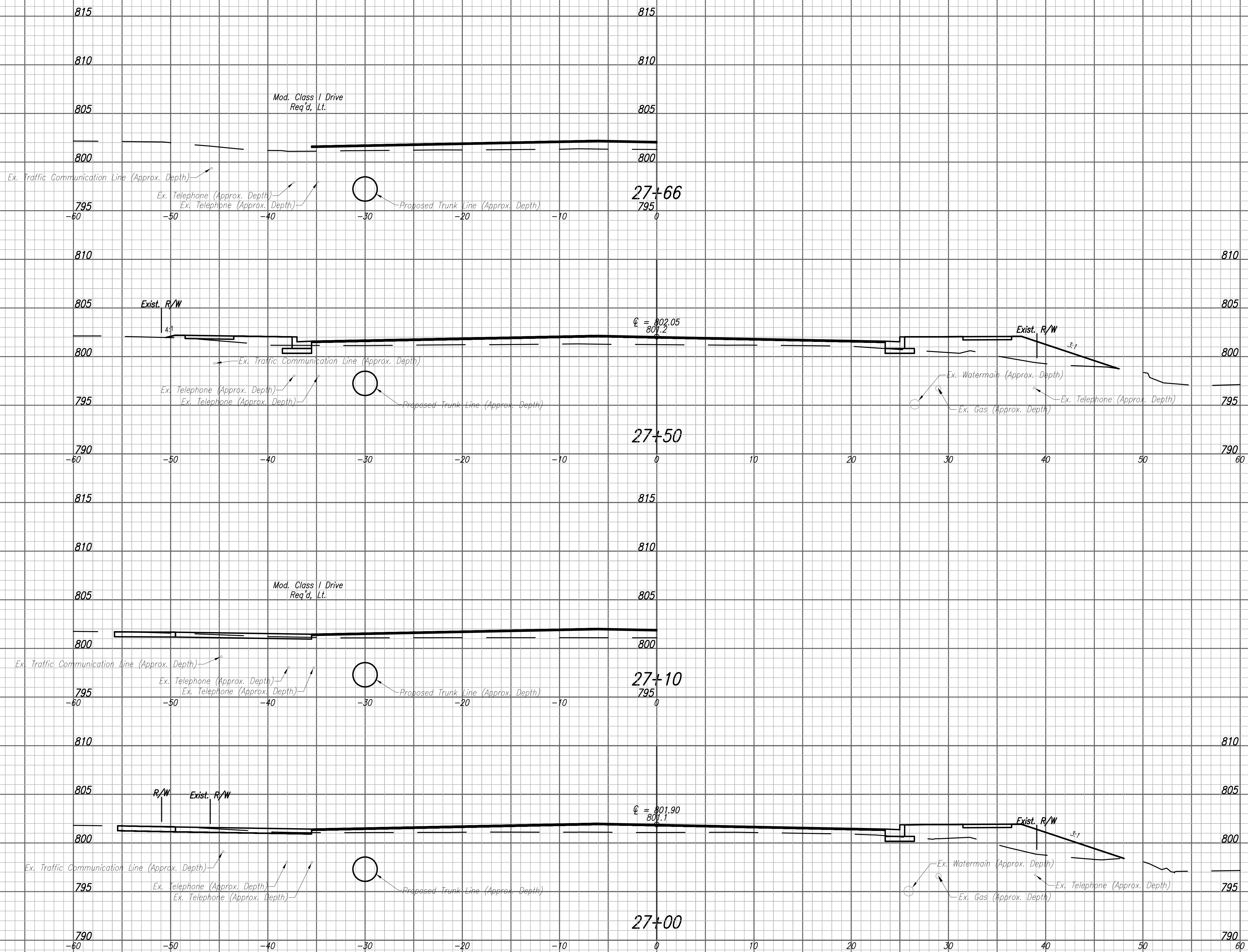
NOT FOR CONSTRUCTION
DLZ INDIANA, LLC

RECOMMENDED FOR APPROVAL	DESIGN ENGINEER	DATE
DESIGNED: PSL	DRAWN: PSL	
CHECKED: JRN	CHECKED: JRN	

CITY OF FORT WAYNE
ST. JOSEPH CENTER ROAD REHABILITATION
CROSS SECTION
LINE 'PR-W'

HORIZONTAL SCALE 1" = 5'	ROAD FILE
VERTICAL SCALE 1" = 5'	DESIGNATION 0710322
SURVEY BOOK ELECTRONIC	SHEETS 49 of 74
CONTRACT R-30443	PROJECT 0710322

Date: Oct 22, 2015, 5:08pm User ID: eboyd
 File: M:\Proj\1466\2107\Phase 1\Civil\Draw\CS\2107XS - Line W (2).dwg Model Tab: XS Sheet - (10)



NOT FOR CONSTRUCTION
 DLZ INDIANA, LLC

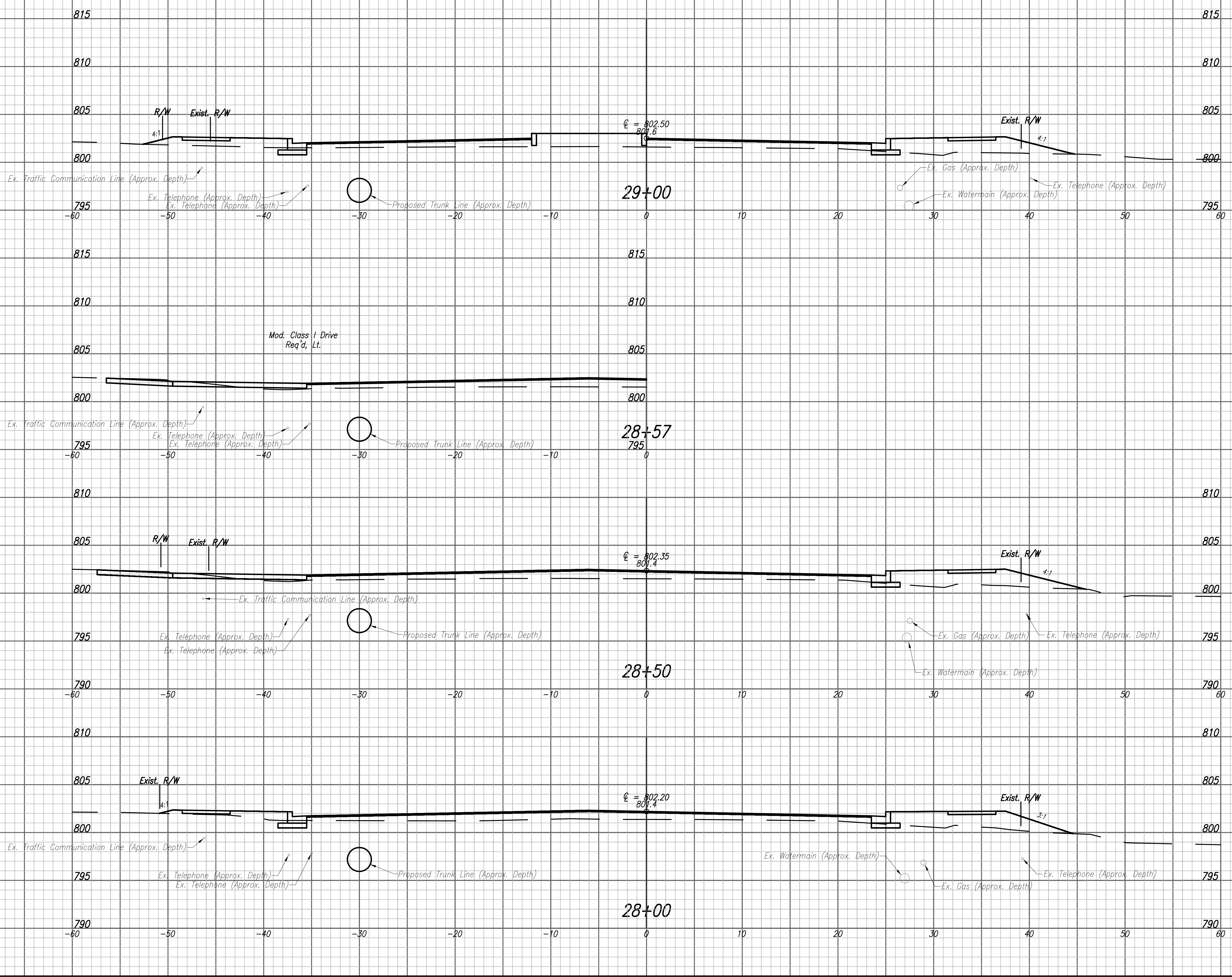
RECOMMENDED FOR APPROVAL _____	DESIGN ENGINEER _____	DATE _____
DESIGNED: PSL	DRAWN: PSL	
CHECKED: JRN	CHECKED: JRN	

CITY OF FORT WAYNE
ST. JOSEPH CENTER ROAD REHABILITATION

CROSS SECTION
LINE 'PR-W'

HORIZONTAL SCALE 1" = 5'	ROAD FILE
VERTICAL SCALE 1" = 5'	DESIGNATION 0710322
SURVEY BOOK ELECTRONIC	SHEETS 50 of 74
CONTRACT R-30443	PROJECT 0710322

Date: Oct 22, 2015, 5:08pm User: ID: eboyd
 File: M:\Proj\1466\2107\Phase 1\Civil\Draw\CS\2107XS - Line W (2).dwg Model Tab: XS Sheet - (11)



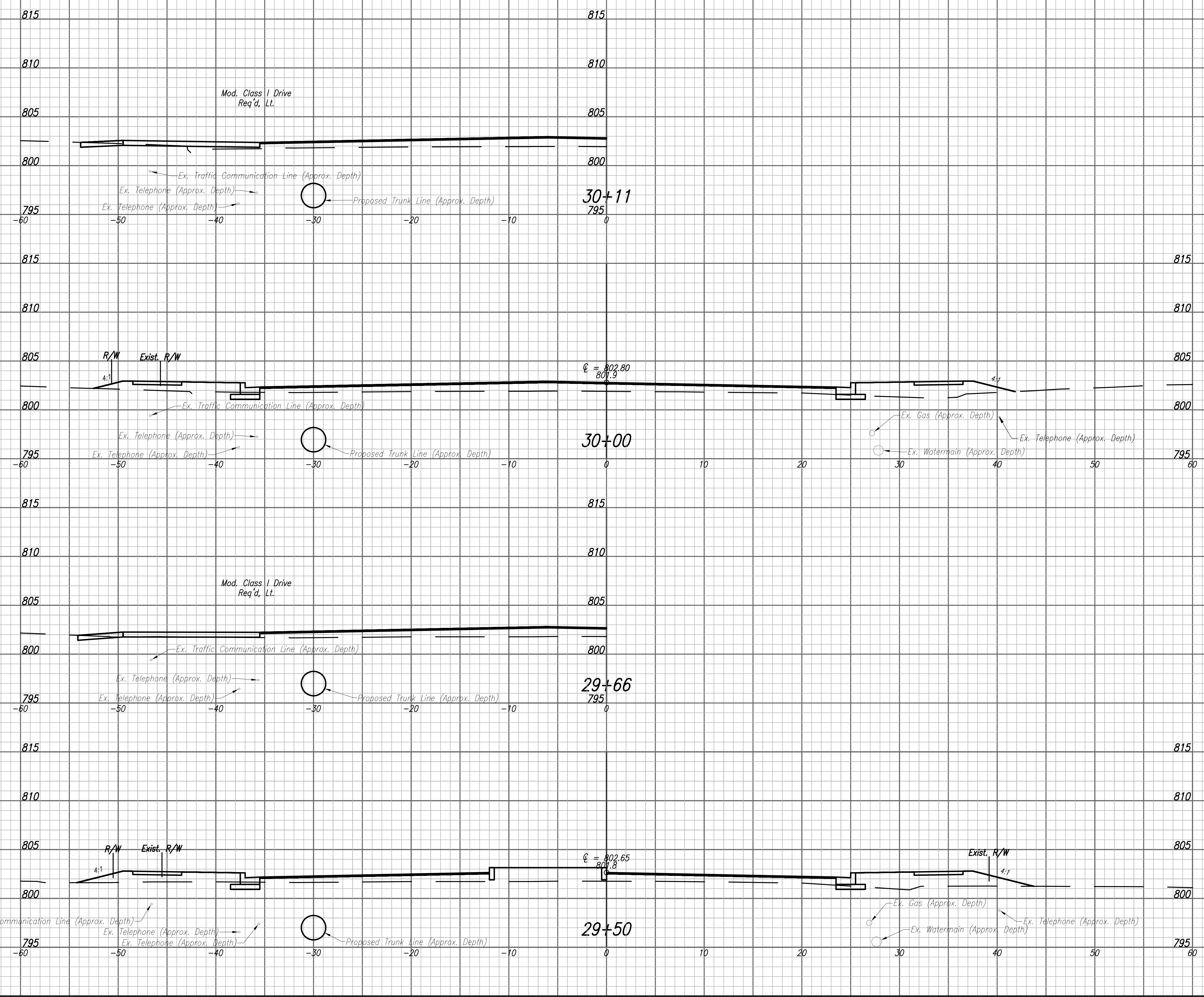
NOT FOR CONSTRUCTION
 DLZ INDIANA, LLC

RECOMMENDED FOR APPROVAL _____	DESIGN ENGINEER _____	DATE _____
DESIGNED: PSL	DRAWN: PSL	
CHECKED: JRN	CHECKED: JRN	

CITY OF FORT WAYNE
ST. JOSEPH CENTER ROAD REHABILITATION
CROSS SECTION
LINE 'PR-W'

HORIZONTAL SCALE 1" = 5'	ROAD FILE
VERTICAL SCALE 1" = 5'	DESIGNATION 0710322
SURVEY BOOK ELECTRONIC	SHEETS 51 of 74
CONTRACT R-30443	PROJECT 0710322

Date: Oct 22, 2015, 5:08pm User: ID: eboyd
 File: M:\Proj\1466\2107\Phase 1\Civil\Draw\CS\2107XS - Line W (2).dwg Model Tab: XS Sheet - (12)



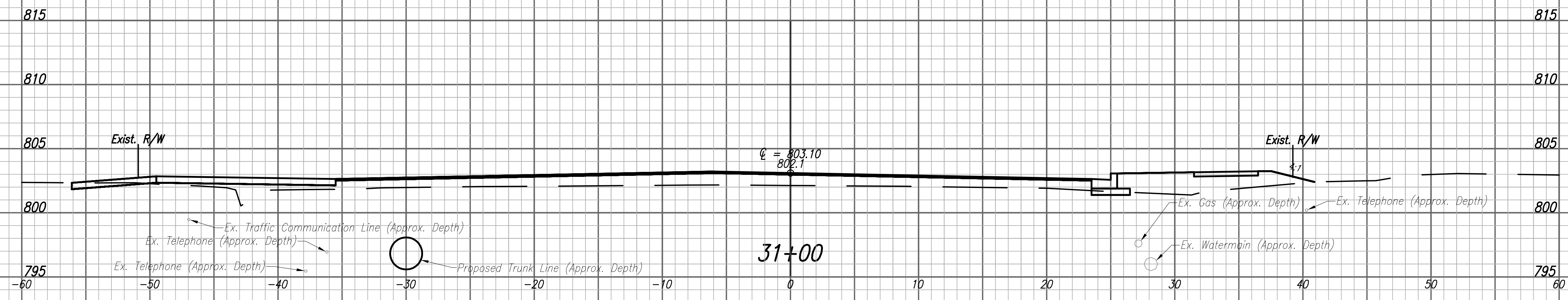
NOT FOR CONSTRUCTION
 DLZ INDIANA, LLC

RECOMMENDED FOR APPROVAL _____	DESIGN ENGINEER _____	DATE _____
DESIGNED: PSL _____	DRAWN: PSL _____	
CHECKED: JRN _____	CHECKED: JRN _____	

CITY OF FORT WAYNE
ST. JOSEPH CENTER ROAD REHABILITATION

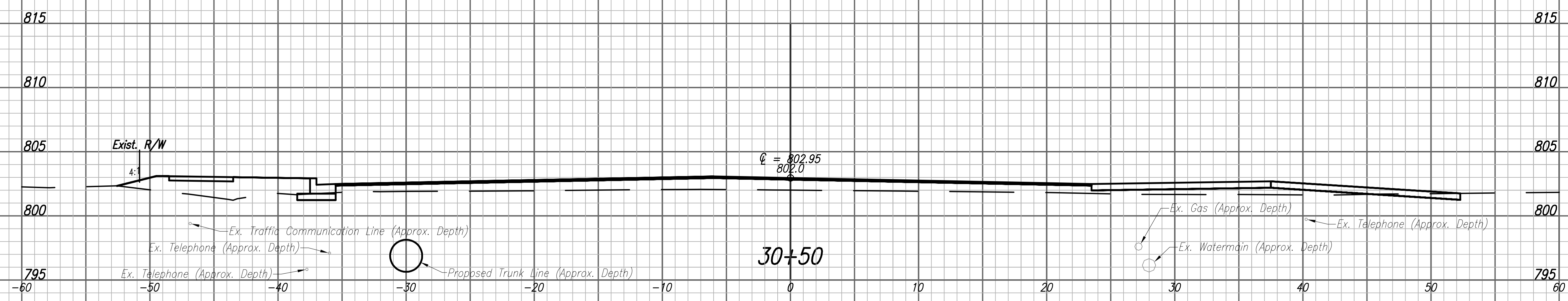
CROSS SECTION
LINE 'PR-W'

HORIZONTAL SCALE 1" = 5'	ROAD FILE
VERTICAL SCALE 1" = 5'	DESIGNATION 0710322
SURVEY BOOK ELECTRONIC	SHEETS 52 of 74
CONTRACT R-30443	PROJECT 0710322



31+00

30+54



30+50

30+17

Date: Oct 22, 2015, 5:08pm User: ID: eboyd File: M:\Proj\1466\2107\Phase 1\Civil\Draw\CS\2107XS - Line W (2).dwg Model Tab: XS Sheet - (13)



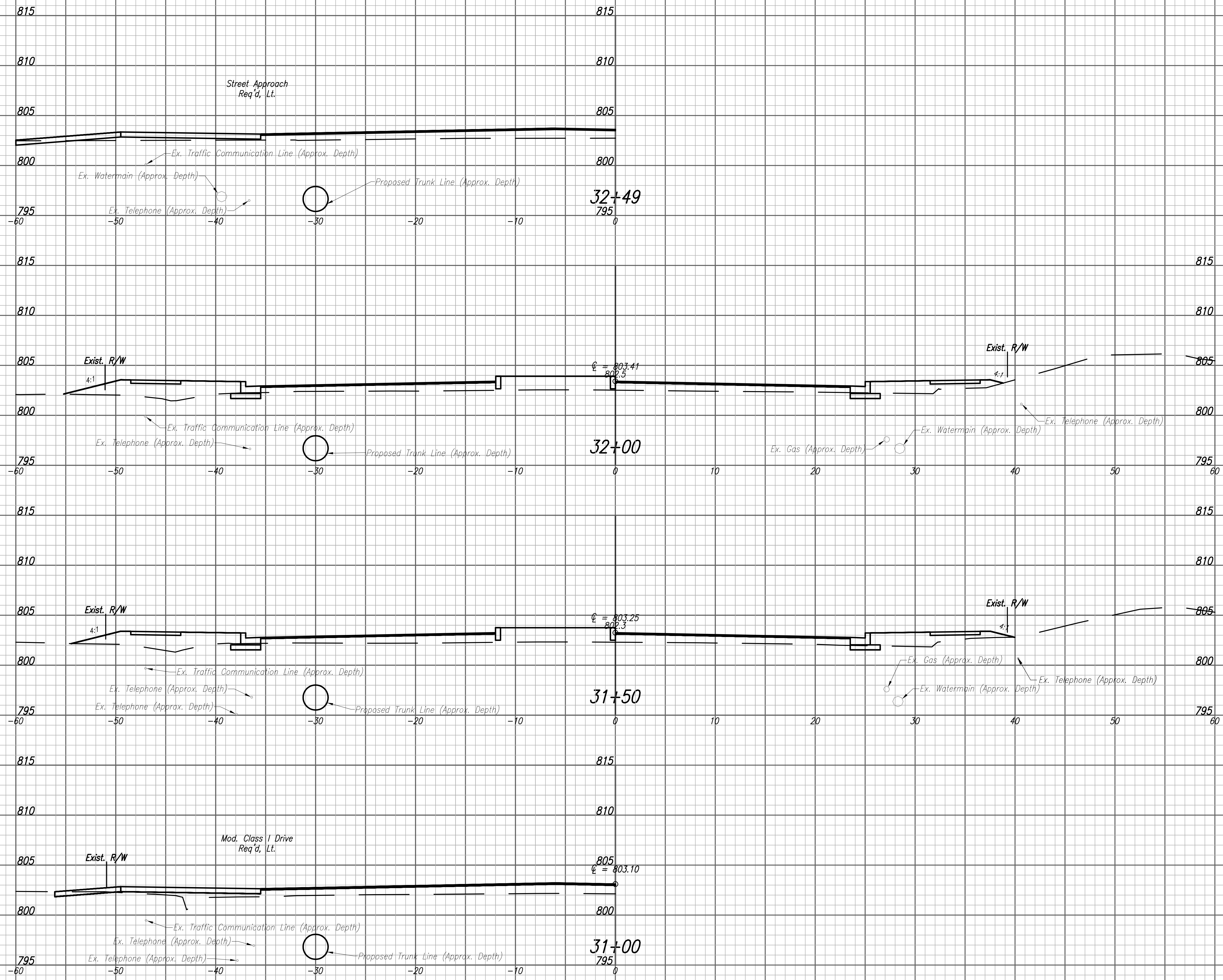
NOT FOR CONSTRUCTION
DLZ INDIANA, LLC

RECOMMENDED FOR APPROVAL	DESIGN ENGINEER	DATE
DESIGNED: PSL	DRAWN: PSL	
CHECKED: JRN	CHECKED: JRN	

CITY OF FORT WAYNE
ST. JOSEPH CENTER ROAD REHABILITATION

CROSS SECTION
LINE 'PR-W'

HORIZONTAL SCALE 1" = 5'	ROAD FILE
VERTICAL SCALE 1" = 5'	DESIGNATION 0710322
SURVEY BOOK ELECTRONIC	SHEETS 53 of 74
CONTRACT R-30443	PROJECT 0710322



Date: Oct 22, 2015, 5:09pm User: ID: eboyd
 File: M:\Proj\1466\2107\Phase 1\Civil\Draw\CS\2107XS - Line W (2).dwg Model Tab: XS Sheet - (14)



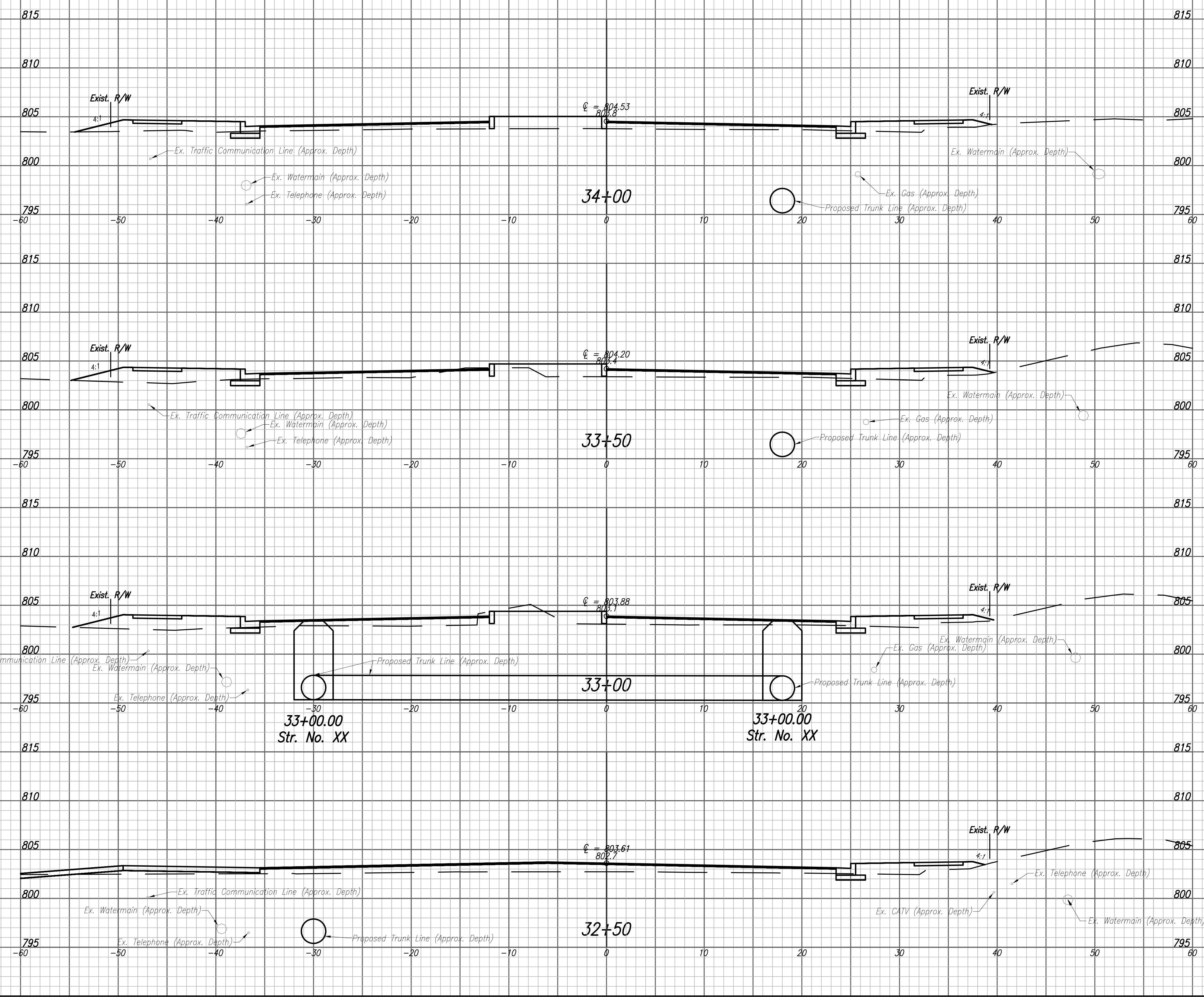
NOT FOR CONSTRUCTION
DLZ INDIANA, LLC

RECOMMENDED FOR APPROVAL	DESIGN ENGINEER	DATE
DESIGNED: PSL	DRAWN: PSL	
CHECKED: JRN	CHECKED: JRN	

CITY OF FORT WAYNE
ST. JOSEPH CENTER ROAD REHABILITATION
CROSS SECTION
LINE 'PR-W'

HORIZONTAL SCALE 1" = 5'	ROAD FILE
VERTICAL SCALE 1" = 5'	DESIGNATION 0710322
SURVEY BOOK ELECTRONIC CONTRACT R-30443	SHEETS 54 of 74 PROJECT 0710322

Date: Oct 22, 2015, 5:09pm User ID: eboyd
 File: M:\Proj\1466\2107\Phase 1\Civil\Draw\CS\2107XS - Line W (2).dwg Model Tab: XS Sheet - (15)

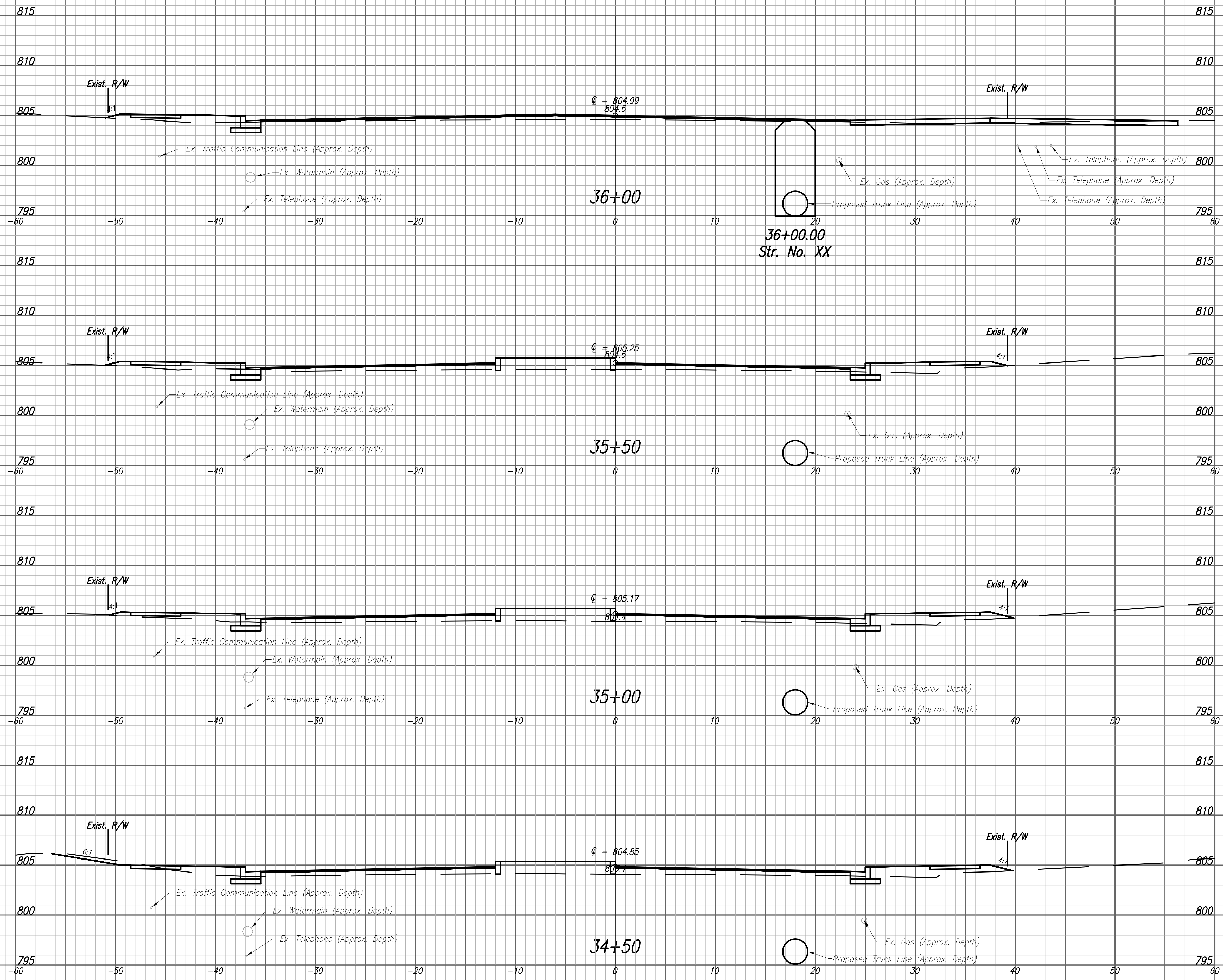


NOT FOR CONSTRUCTION
 DLZ INDIANA, LLC

RECOMMENDED FOR APPROVAL _____	DESIGN ENGINEER _____	DATE _____
DESIGNED: PSL	DRAWN: PSL	
CHECKED: JRN	CHECKED: JRN	

CITY OF FORT WAYNE
ST. JOSEPH CENTER ROAD REHABILITATION
CROSS SECTION
LINE 'PR-W'

HORIZONTAL SCALE 1" = 5'	ROAD FILE
VERTICAL SCALE 1" = 5'	DESIGNATION 0710322
SURVEY BOOK ELECTRONIC	SHEETS 55 of 74
CONTRACT R-30443	PROJECT 0710322



Date: Oct 22, 2015, 5:09pm User: ID: eboyd
 File: M:\Proj\1466\2107\Phase 1\Civil\Draw\CS\2107XS - Line W (2).dwg Model Tab: XS Sheet - (16)



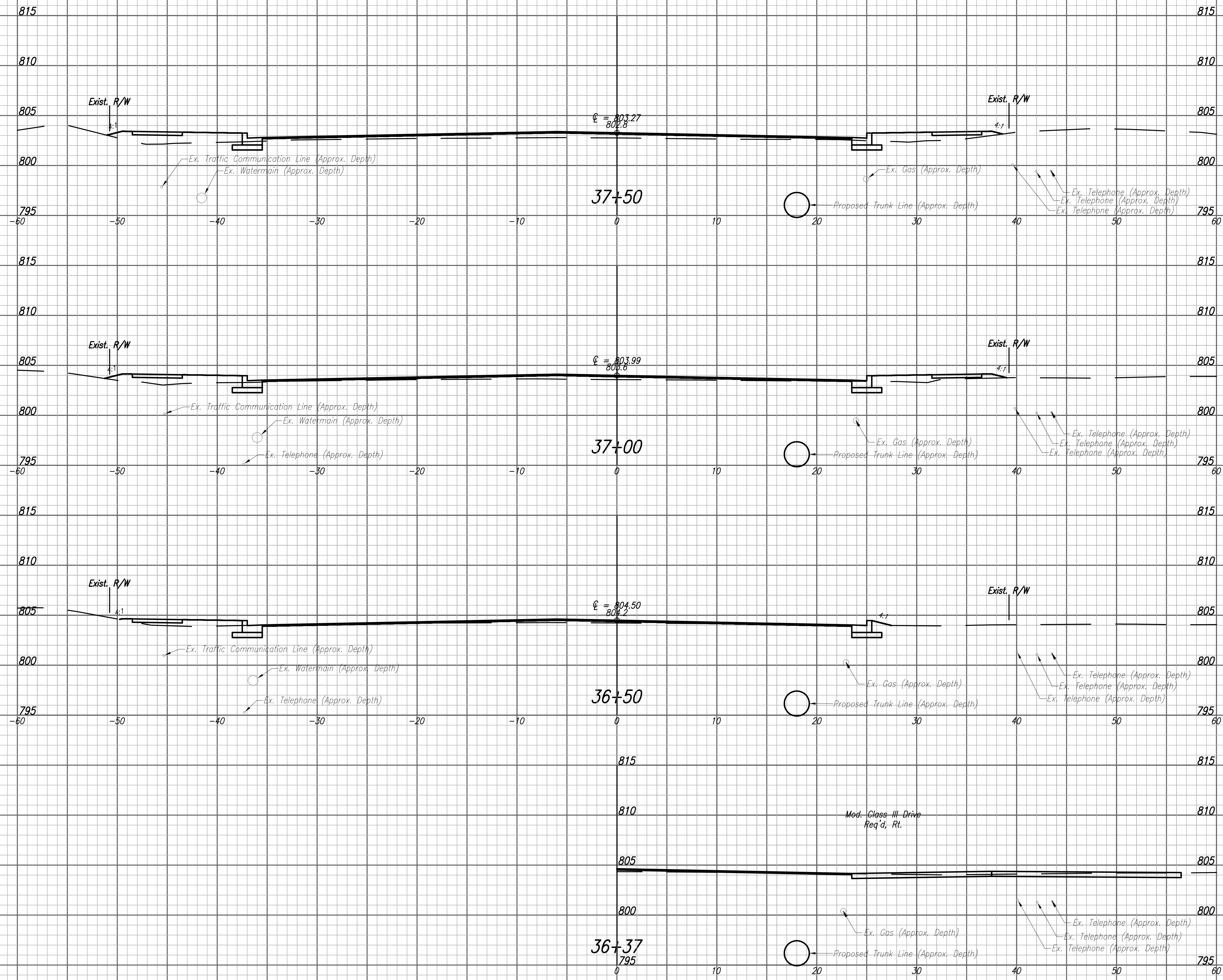
NOT FOR CONSTRUCTION
 DLZ INDIANA, LLC

RECOMMENDED FOR APPROVAL _____	DESIGN ENGINEER _____	DATE _____
DESIGNED: PSL	DRAWN: PSL	
CHECKED: JRN	CHECKED: JRN	

CITY OF FORT WAYNE
ST. JOSEPH CENTER ROAD REHABILITATION

CROSS SECTION
LINE 'PR-W'

HORIZONTAL SCALE 1" = 5'	ROAD FILE
VERTICAL SCALE 1" = 5'	DESIGNATION 0710322
SURVEY BOOK ELECTRONIC	SHEETS 56 of 74
CONTRACT R-30443	PROJECT 0710322



Date: Oct 22, 2015, 5:20pm User ID: ebyd
 File: M:\Proj\1466\2107\Phase 1\Civil\Draw\CS\2107XS - Line W (2).dwg Model Tab: XS Sheet - (16.1)

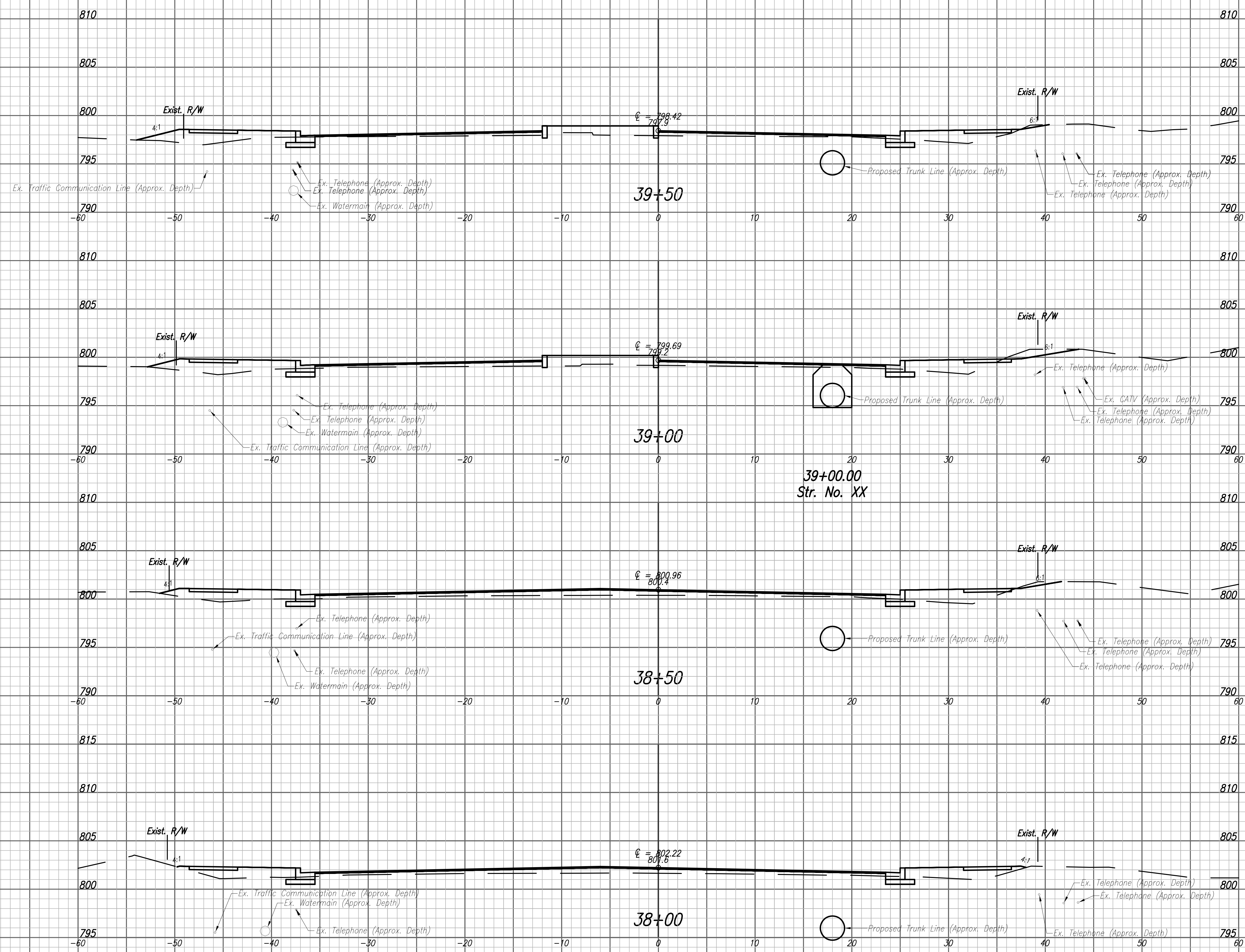


NOT FOR CONSTRUCTION
 DLZ INDIANA, LLC

RECOMMENDED FOR APPROVAL _____	DESIGN ENGINEER _____	DATE _____
DESIGNED: PSL	DRAWN: PSL	
CHECKED: JRN	CHECKED: JRN	

CITY OF FORT WAYNE
ST. JOSEPH CENTER ROAD REHABILITATION
CROSS SECTION
LINE 'PR-W'

HORIZONTAL SCALE 1" = 5'	ROAD FILE
VERTICAL SCALE 1" = 5'	DESIGNATION 0710322
SURVEY BOOK ELECTRONIC	SHEETS 57 of 74
CONTRACT R-30443	PROJECT 0710322



Date: Oct 22, 2015, 5:20pm User: ID: ebyd
 File: M:\Proj\1466\2107\Phase 1\Civil\Draw\CS\2107XS - Line W (2).dwg Model Tab: XS Sheet - (16.2)

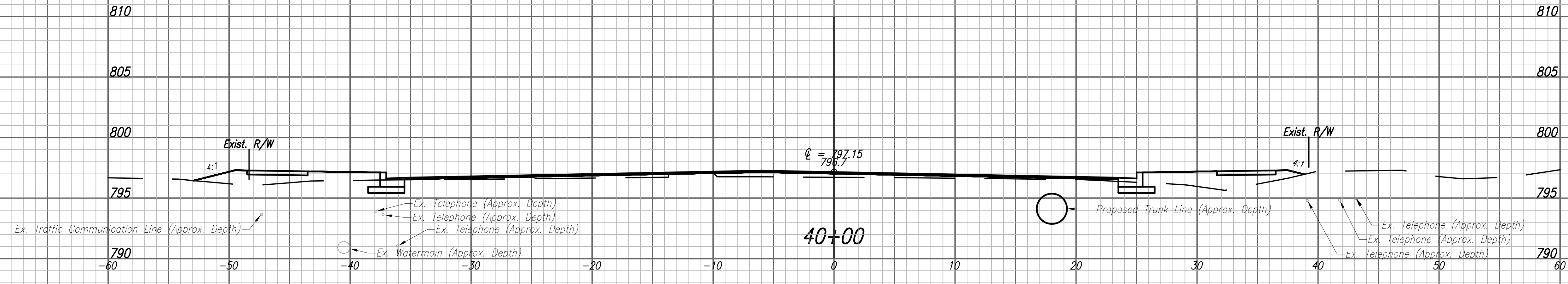
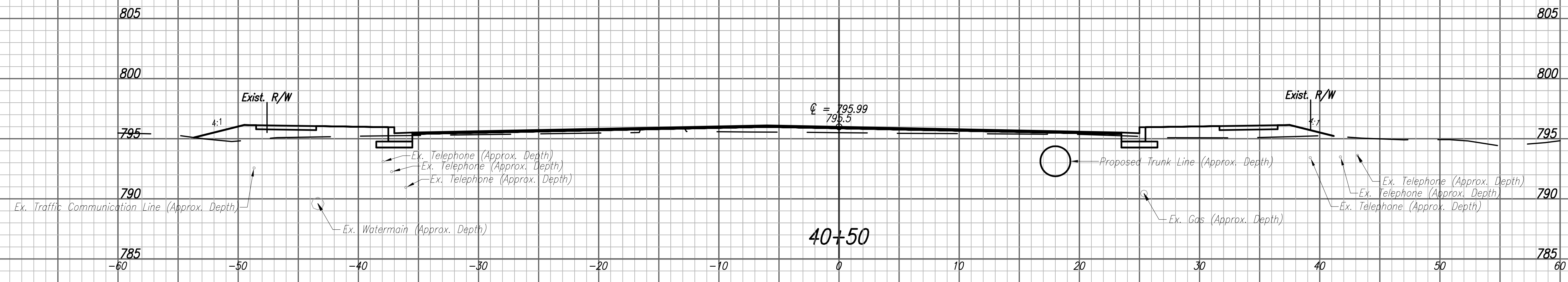
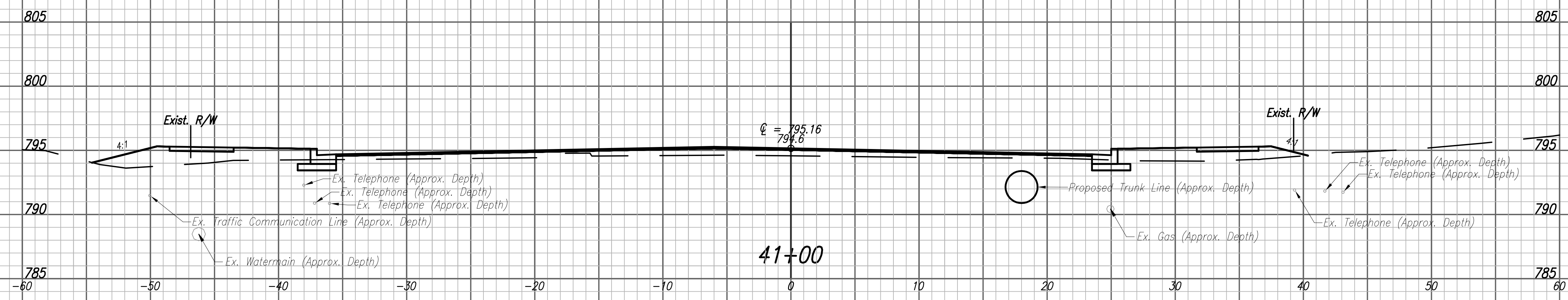
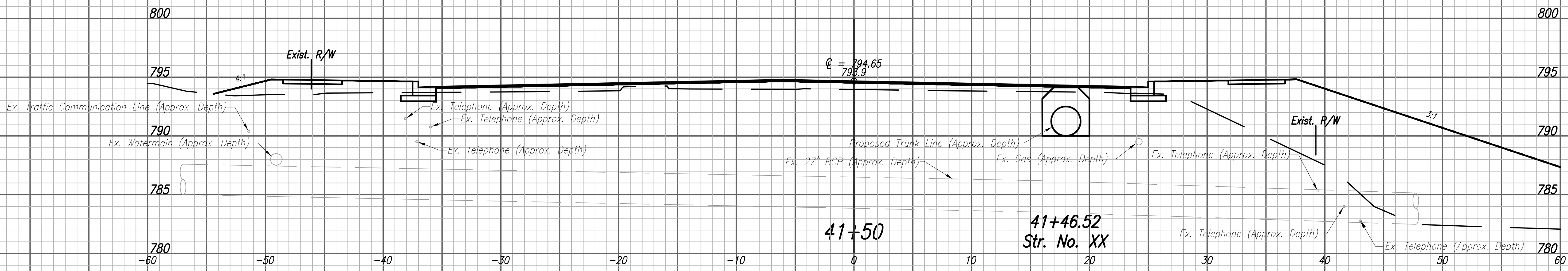


NOT FOR CONSTRUCTION
 DLZ INDIANA, LLC

RECOMMENDED FOR APPROVAL _____	DESIGN ENGINEER _____	DATE _____
DESIGNED: PSL	DRAWN: PSL	
CHECKED: JRN	CHECKED: JRN	

CITY OF FORT WAYNE
ST. JOSEPH CENTER ROAD REHABILITATION
CROSS SECTION
LINE 'PR-W'

HORIZONTAL SCALE 1" = 5'	ROAD FILE
VERTICAL SCALE 1" = 5'	DESIGNATION 0710322
SURVEY BOOK ELECTRONIC	SHEETS 58 of 74
CONTRACT R-30443	PROJECT 0710322



Date: Oct 22, 2015, 5:20pm User: ID: eboyd
 File: M:\Proj\1466\2107\Phase 1\Civil\Draw\CS\2107XS - Line W (2).dwg Model Tab: XS Sheet - (16.3)

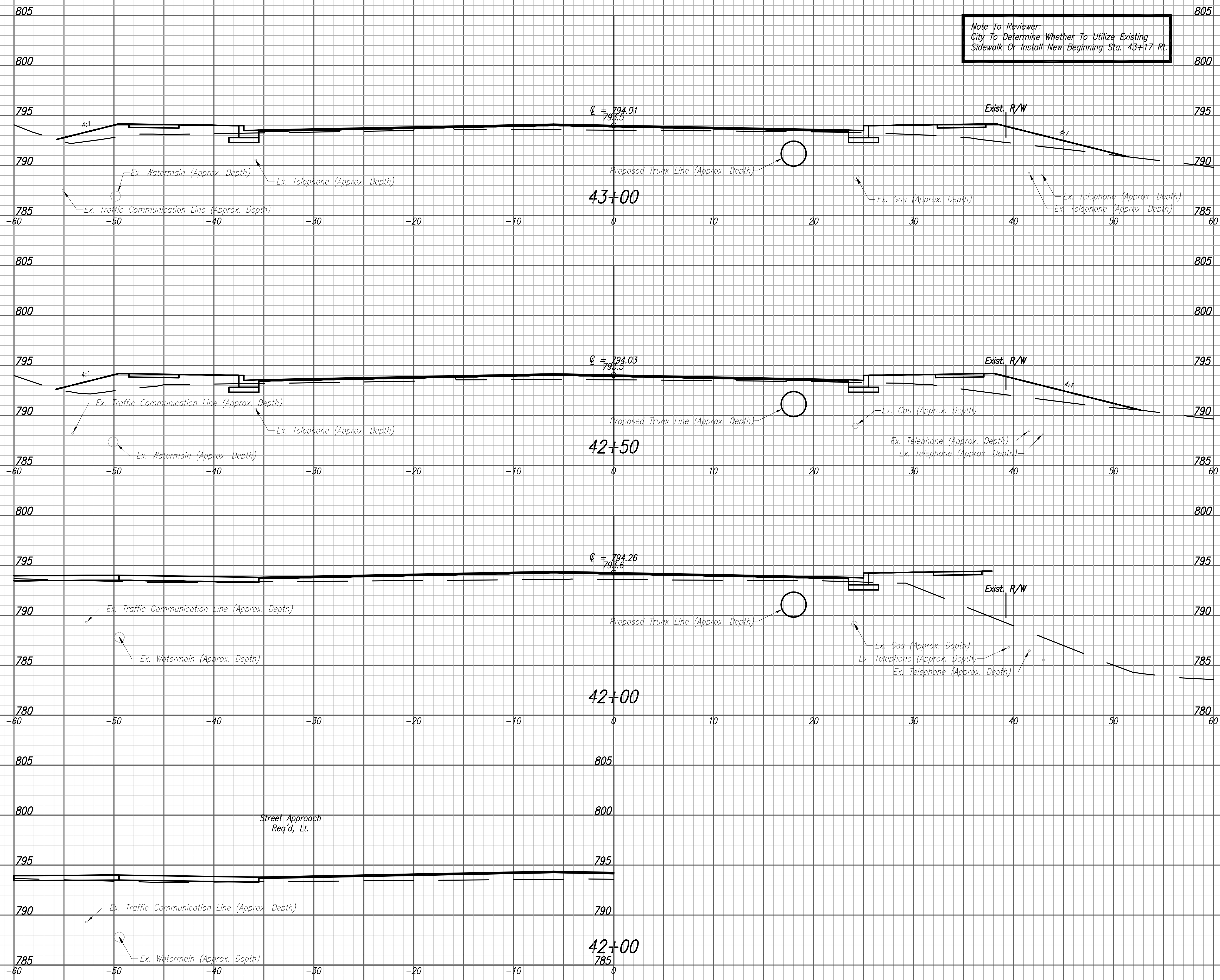


NOT FOR CONSTRUCTION
 DLZ INDIANA, LLC

RECOMMENDED FOR APPROVAL	DESIGN ENGINEER	DATE
DESIGNED: PSL	DRAWN: PSL	
CHECKED: JRN	CHECKED: JRN	

CITY OF FORT WAYNE
ST. JOSEPH CENTER ROAD REHABILITATION
CROSS SECTION
LINE 'PR-W'

HORIZONTAL SCALE 1" = 5'	ROAD FILE
VERTICAL SCALE 1" = 5'	DESIGNATION 0710322
SURVEY BOOK ELECTRONIC	SHEETS 59 of 74
CONTRACT R-30443	PROJECT 0710322



Note To Reviewer:
City To Determine Whether To Utilize Existing
Sidewalk Or Install New Beginning Sta. 43+17 Rt.

Date: Oct 22, 2015, 5:20pm User ID: ebyd File: M:\Proj\1466\2107\Phase 1\Civil\Draw\CS\2107XS - Line W (3).dwg Model Tab: XS Sheet - (17)



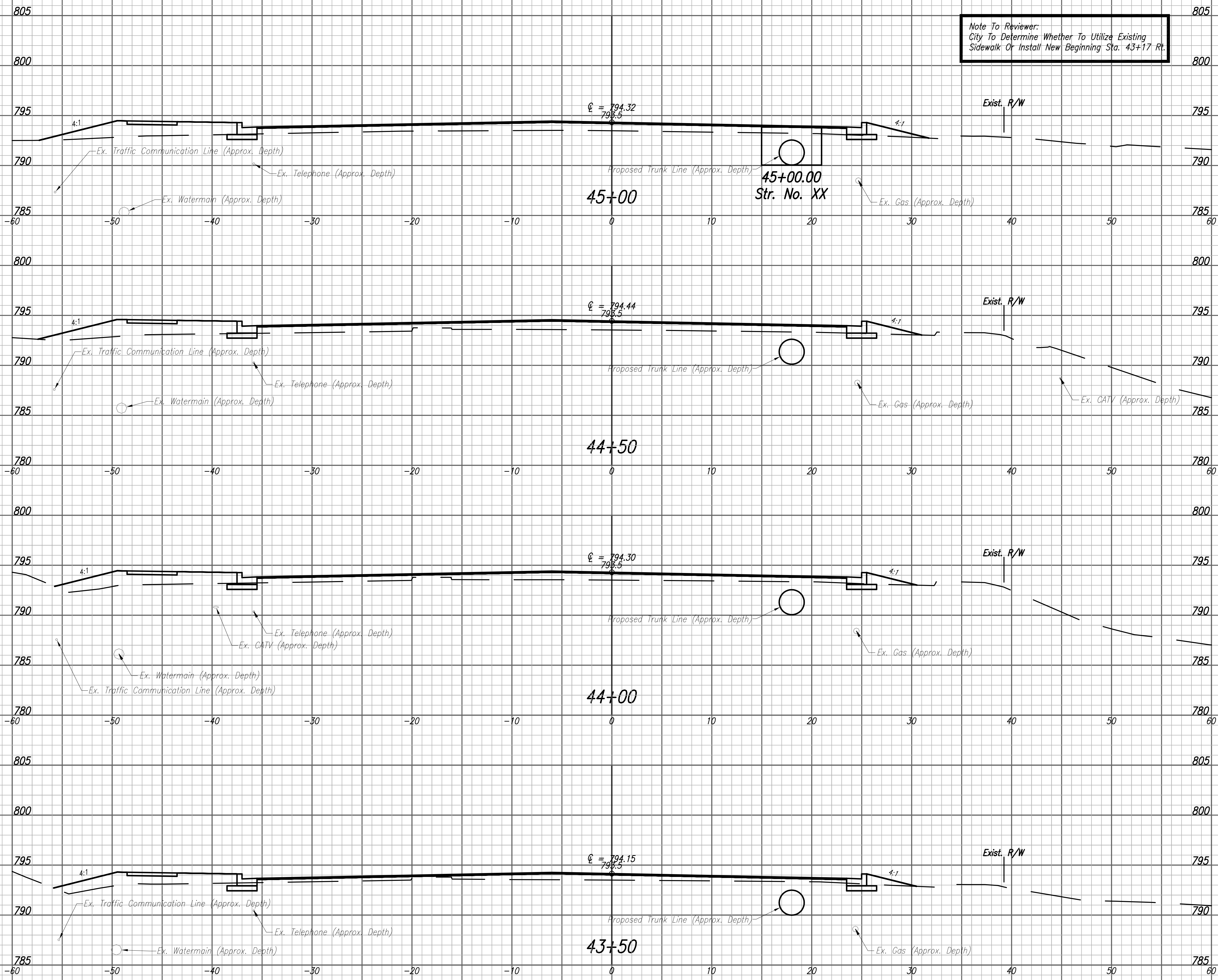
NOT FOR CONSTRUCTION
DLZ INDIANA, LLC

RECOMMENDED FOR APPROVAL _____	DESIGN ENGINEER _____	DATE _____
DESIGNED: PSL	DRAWN: PSL	
CHECKED: JRN	CHECKED: JRN	

CITY OF FORT WAYNE
ST. JOSEPH CENTER ROAD REHABILITATION

CROSS SECTION
LINE 'PR-W'

HORIZONTAL SCALE 1" = 5'	ROAD FILE
VERTICAL SCALE 1" = 5'	DESIGNATION 0710322
SURVEY BOOK ELECTRONIC	SHEETS 60 of 74
CONTRACT R-30443	PROJECT 0710322



Note To Reviewer:
City To Determine Whether To Utilize Existing
Sidewalk Or Install New Beginning Sta. 43+17 Rt.

Date: Oct 22, 2015, 5:20pm User: ID: eboyd File: M:\Proj\1466\2107\Phase 1\Civil\Draw\CS\2107XS - Line W (2).dwg Model Tab: XS Sheet - (18)



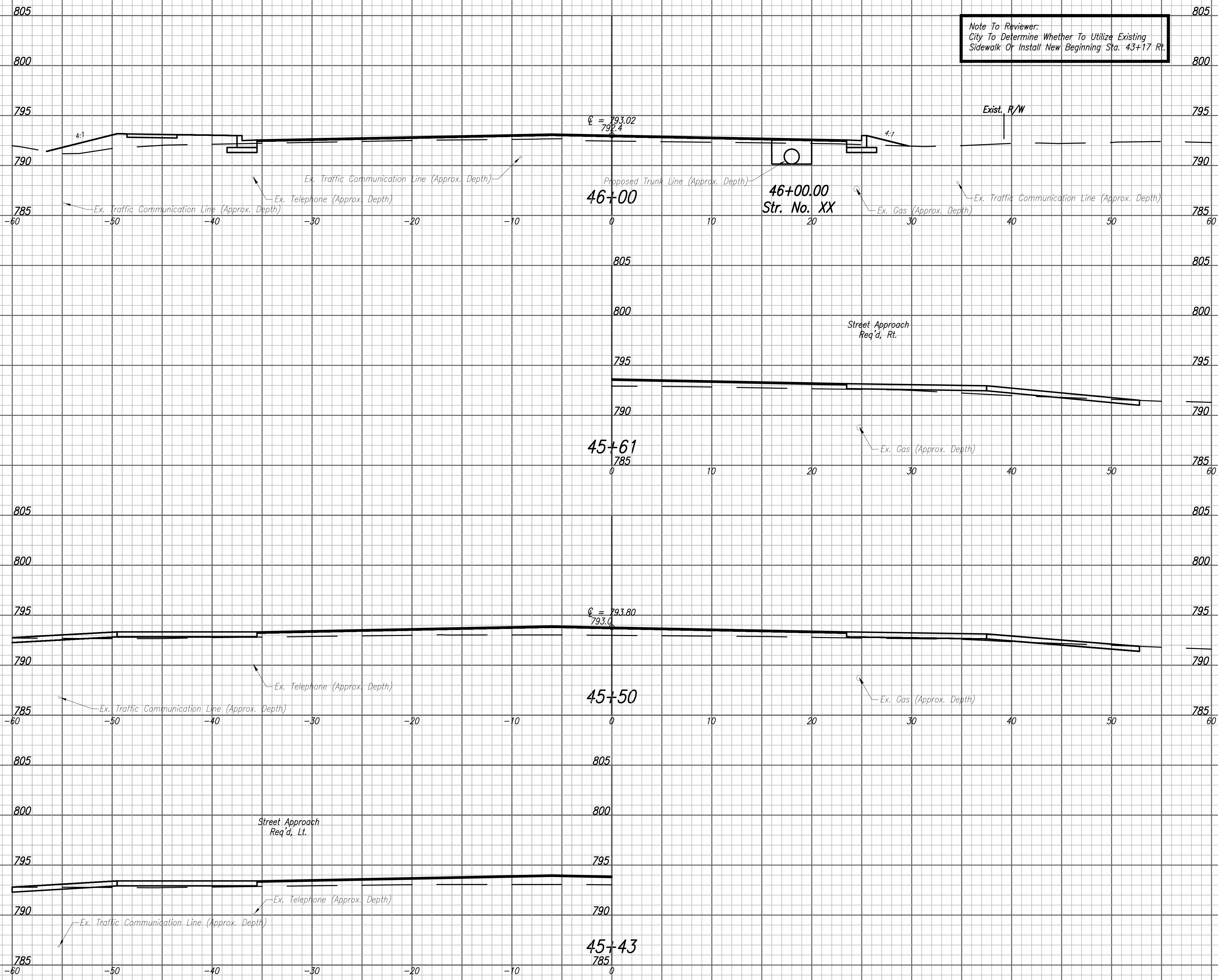
NOT FOR CONSTRUCTION
DLZ INDIANA, LLC

RECOMMENDED FOR APPROVAL	DESIGN ENGINEER	DATE
DESIGNED: PSL	DRAWN: PSL	
CHECKED: JRN	CHECKED: JRN	

CITY OF FORT WAYNE
ST. JOSEPH CENTER ROAD REHABILITATION

CROSS SECTION
LINE 'PR-W'

HORIZONTAL SCALE 1" = 5'	ROAD FILE
VERTICAL SCALE 1" = 5'	DESIGNATION 0710322
SURVEY BOOK ELECTRONIC	SHEETS 61 of 74
CONTRACT R-30443	PROJECT 0710322



Date: Oct 22, 2015, 5:20pm User ID: ebyad
 File: M:\Proj\1466\2107\Phase 1\Civil\Draw\CS\2107XS - Line W (3).dwg Model Tab: XS Sheet - (19)

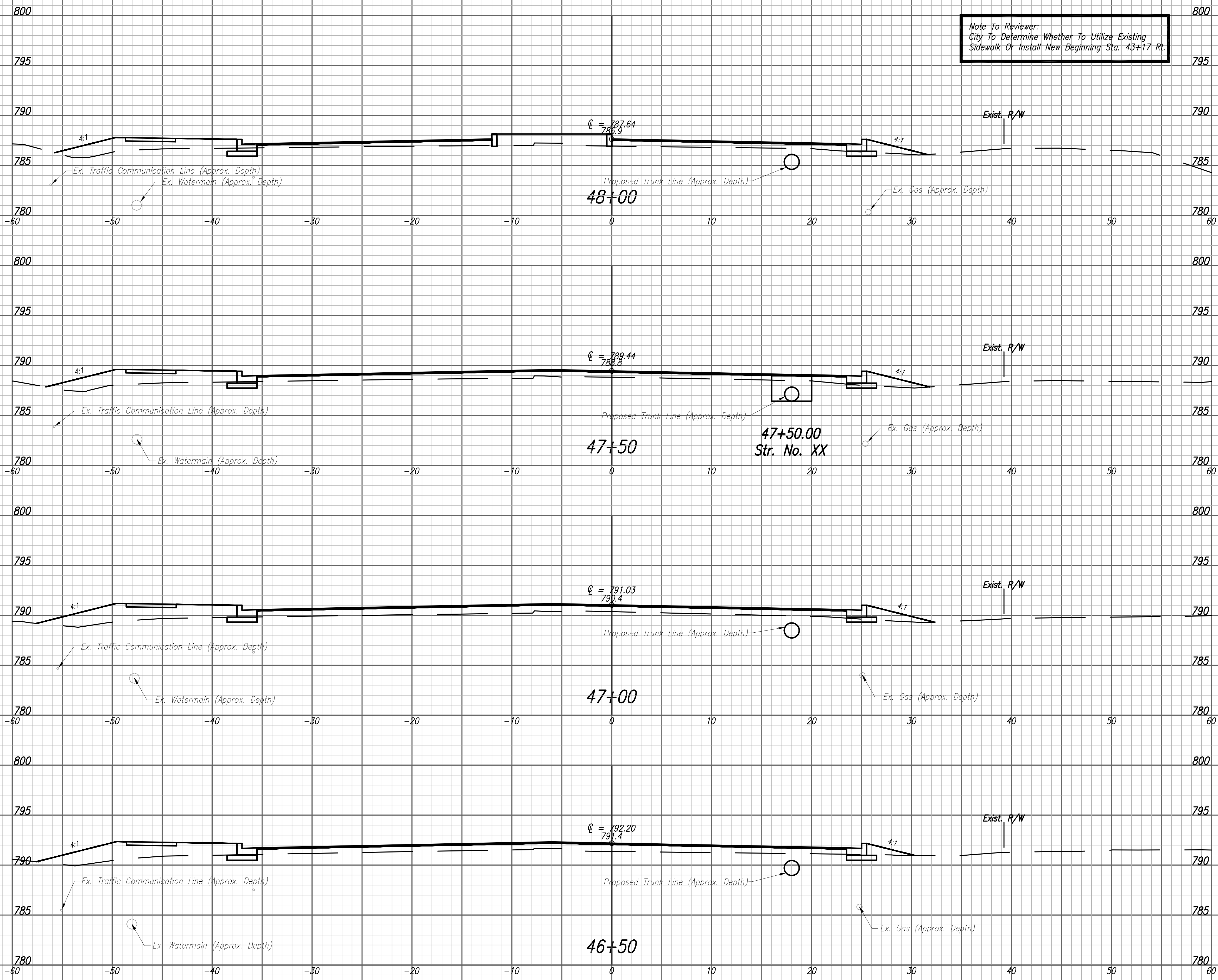


NOT FOR CONSTRUCTION
 DLZ INDIANA, LLC

RECOMMENDED FOR APPROVAL _____	DESIGN ENGINEER _____	DATE _____
DESIGNED: PSL	DRAWN: PSL	
CHECKED: JRN	CHECKED: JRN	

CITY OF FORT WAYNE
ST. JOSEPH CENTER ROAD REHABILITATION
CROSS SECTION
LINE 'PR-W'

HORIZONTAL SCALE 1" = 5'	ROAD FILE
VERTICAL SCALE 1" = 5'	DESIGNATION 0710322
SURVEY BOOK ELECTRONIC	SHEETS 62 of 74
CONTRACT R-30443	PROJECT 0710322



Date: Oct 22, 2015, 5:20pm User ID: ebyd File: M:\Proj\1466\2107\Phase 1\Civil\Draw\CS\2107XS - Line W (3).dwg Model Tab: XS Sheet - (20)




NOT FOR CONSTRUCTION
DLZ INDIANA, LLC

RECOMMENDED FOR APPROVAL _____	DESIGN ENGINEER _____	DATE _____
DESIGNED: PSL	DRAWN: PSL	
CHECKED: JRN	CHECKED: JRN	

CITY OF FORT WAYNE
ST. JOSEPH CENTER ROAD REHABILITATION

CROSS SECTION
LINE 'PR-W'

HORIZONTAL SCALE 1" = 5'	ROAD FILE
VERTICAL SCALE 1" = 5'	DESIGNATION 0710322
SURVEY BOOK ELECTRONIC	SHEETS 63 of 74
CONTRACT R-30443	PROJECT 0710322



Note To Reviewer:
City To Determine Whether To Utilize Existing
Sidewalk Or Install New Beginning Sta. 43+17 Rt.

Date: Oct 22, 2015, 5:20pm User ID: ebyrd File: M:\Proj\1466\2107\Phase 1\Civil\Draw\CS\2107XS - Line W (3).dwg Model Tab: XS Sheet - (21)



NOT FOR CONSTRUCTION
DLZ INDIANA, LLC

RECOMMENDED FOR APPROVAL	DESIGN ENGINEER	DATE
DESIGNED: PSL	DRAWN: PSL	
CHECKED: JRN	CHECKED: JRN	

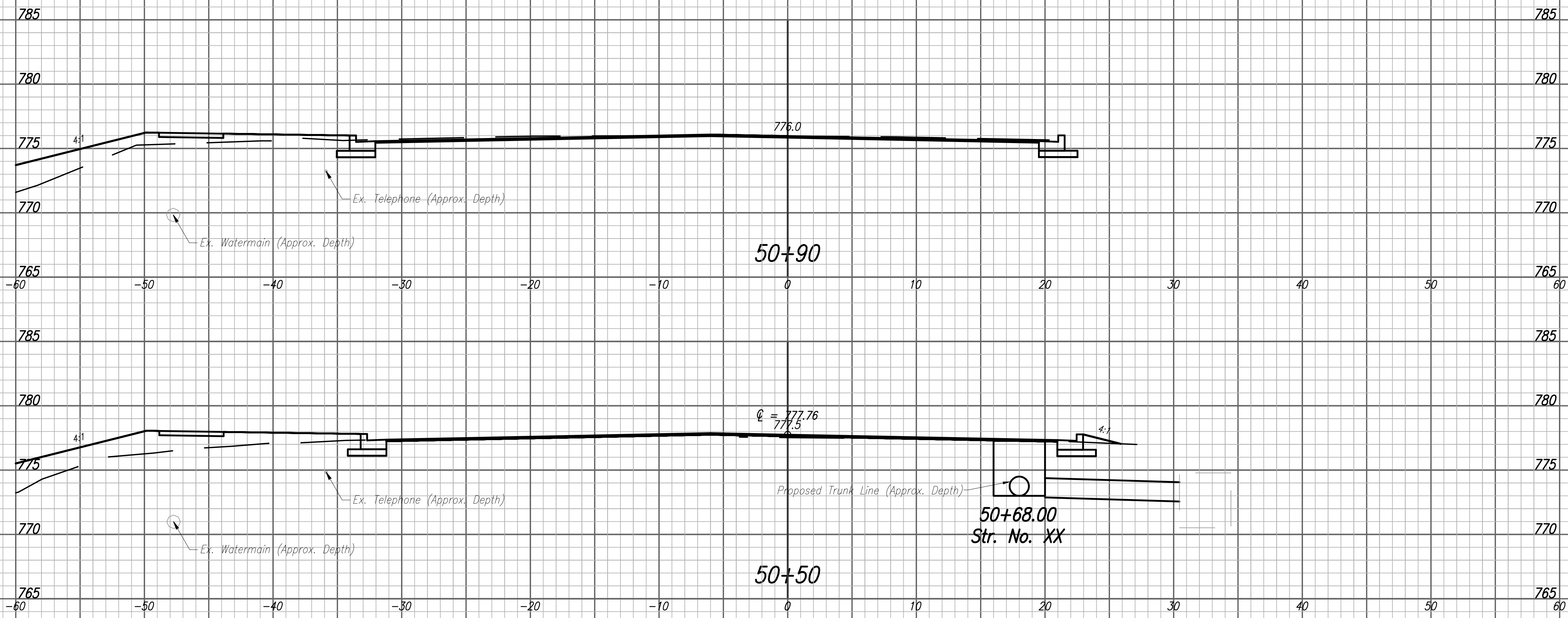
CITY OF FORT WAYNE
ST. JOSEPH CENTER ROAD REHABILITATION

CROSS SECTION
LINE 'PR-W'

HORIZONTAL SCALE 1" = 5'	ROAD FILE
VERTICAL SCALE 1" = 5'	DESIGNATION 0710322
SURVEY BOOK ELECTRONIC	SHEETS 64 of 74
CONTRACT R-30443	PROJECT 0710322

Note To Reviewer:
 City To Determine Whether To Utilize Existing
 Sidewalk Or Install New Beginning Sta. 43+17 Rt.

END PROJECT STA. 50+89.81 LINE 'PR-W'



Date: Oct 22, 2015, 5:21pm User ID: eboyd
 File: M:\Proj\1466\2107\Phase 1\Civil\Draw\CS\2107XS - Line W (3).dwg Model Tab: XS Sheet - (22)



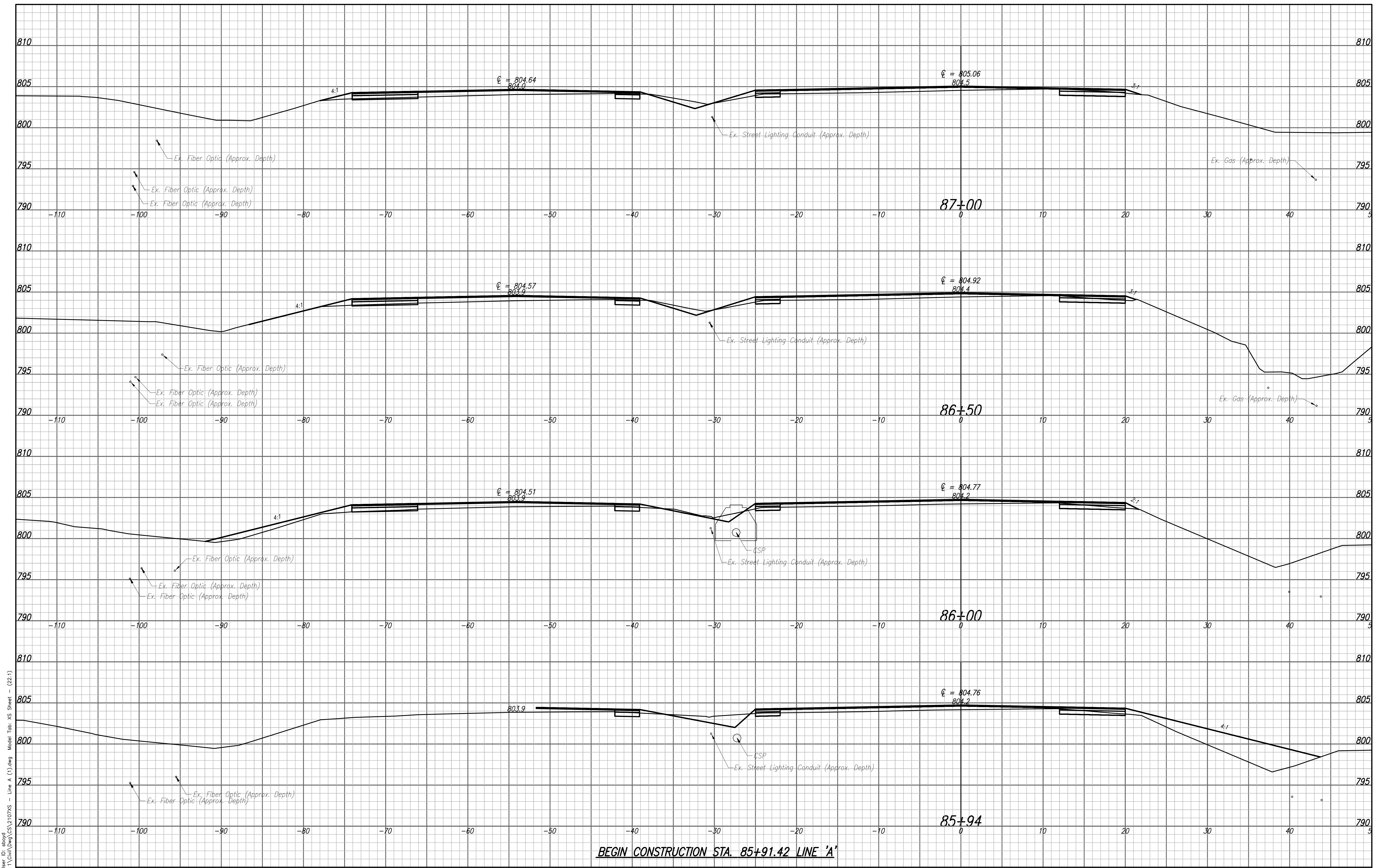
**NOT FOR
 CONSTRUCTION**
 DLZ INDIANA, LLC

RECOMMENDED FOR APPROVAL _____	DESIGN ENGINEER _____	DATE _____
DESIGNED: PSL	DRAWN: PSL	
CHECKED: JRN	CHECKED: JRN	

CITY OF FORT WAYNE
ST. JOSEPH CENTER ROAD REHABILITATION

CROSS SECTION
LINE 'PR-W'

HORIZONTAL SCALE 1" = 5'	ROAD FILE
VERTICAL SCALE 1" = 5'	DESIGNATION 0710322
SURVEY BOOK ELECTRONIC	SHEETS 65 of 74
CONTRACT R-30443	PROJECT 0710322



BEGIN CONSTRUCTION STA. 85+91.42 LINE 'A'

Date: Oct 22, 2015, 5:38pm User: ID: ehsd File: M:\Proj\1466\2107\Phase 1\Civil\Draw\CS\2107XS - Line A (1).dwg Model Tab: XS Sheet - (22.1)



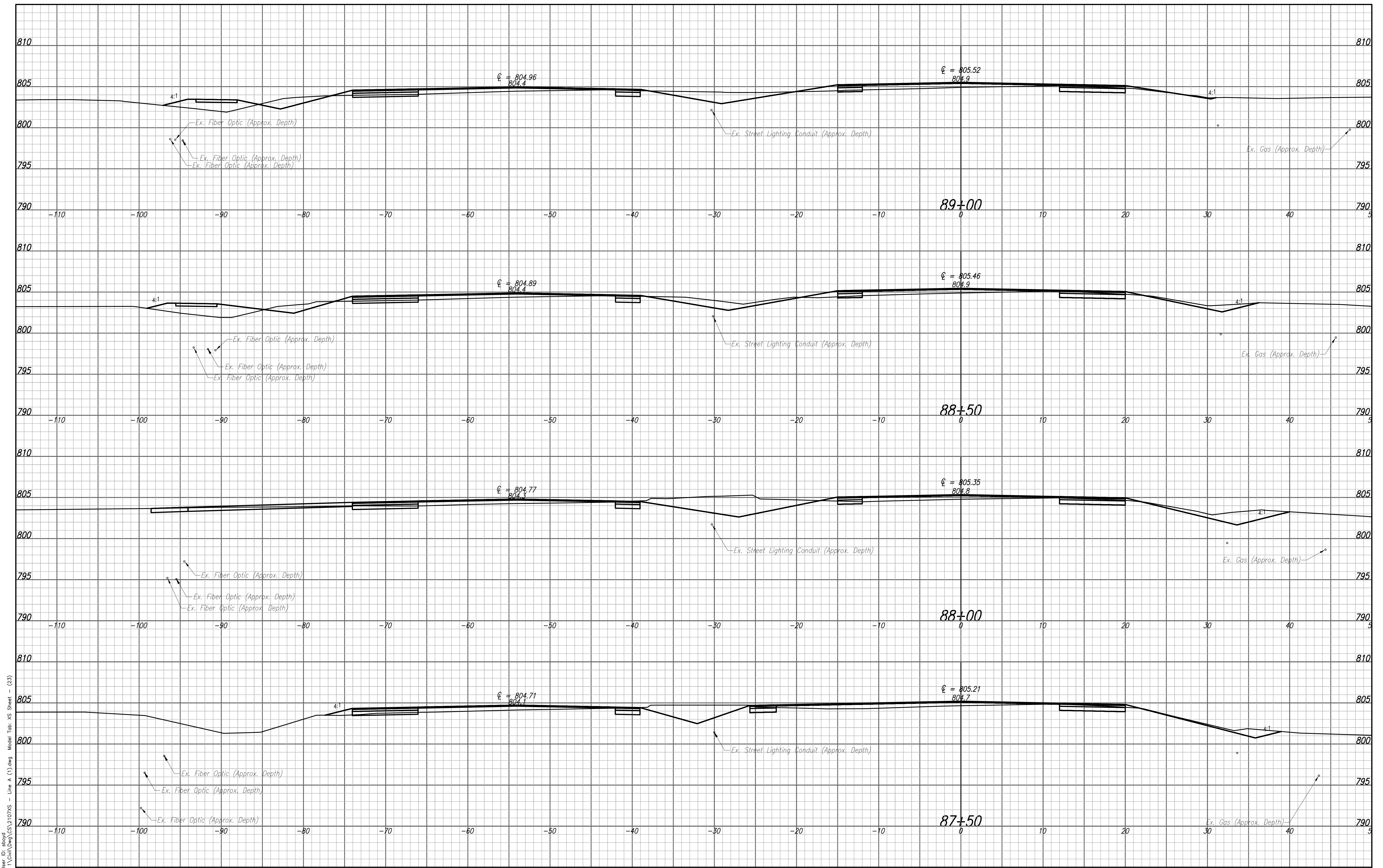
NOT FOR CONSTRUCTION
 DLZ INDIANA, LLC

RECOMMENDED FOR APPROVAL	DESIGN ENGINEER	DATE
DESIGNED: PSL	DRAWN: PSL	
CHECKED: JRN	CHECKED: JRN	

CITY OF FORT WAYNE
ST. JOSEPH CENTER ROAD REHABILITATION

CROSS SECTION
LINE 'PR-A'

HORIZONTAL SCALE 1" = 5'	ROAD FILE
VERTICAL SCALE 1" = 5'	DESIGNATION 0710322
SURVEY BOOK ELECTRONIC	SHEETS 66 of 74
CONTRACT R-30443	PROJECT 0710322



Date: Oct 22, 2015, 5:38pm User ID: ehsd File: M:\Proj\1466\2107\Phase 1\Civil\Draw\CS\2107XS - Line A (1).dwg Model Tab: XS Sheet - (23)



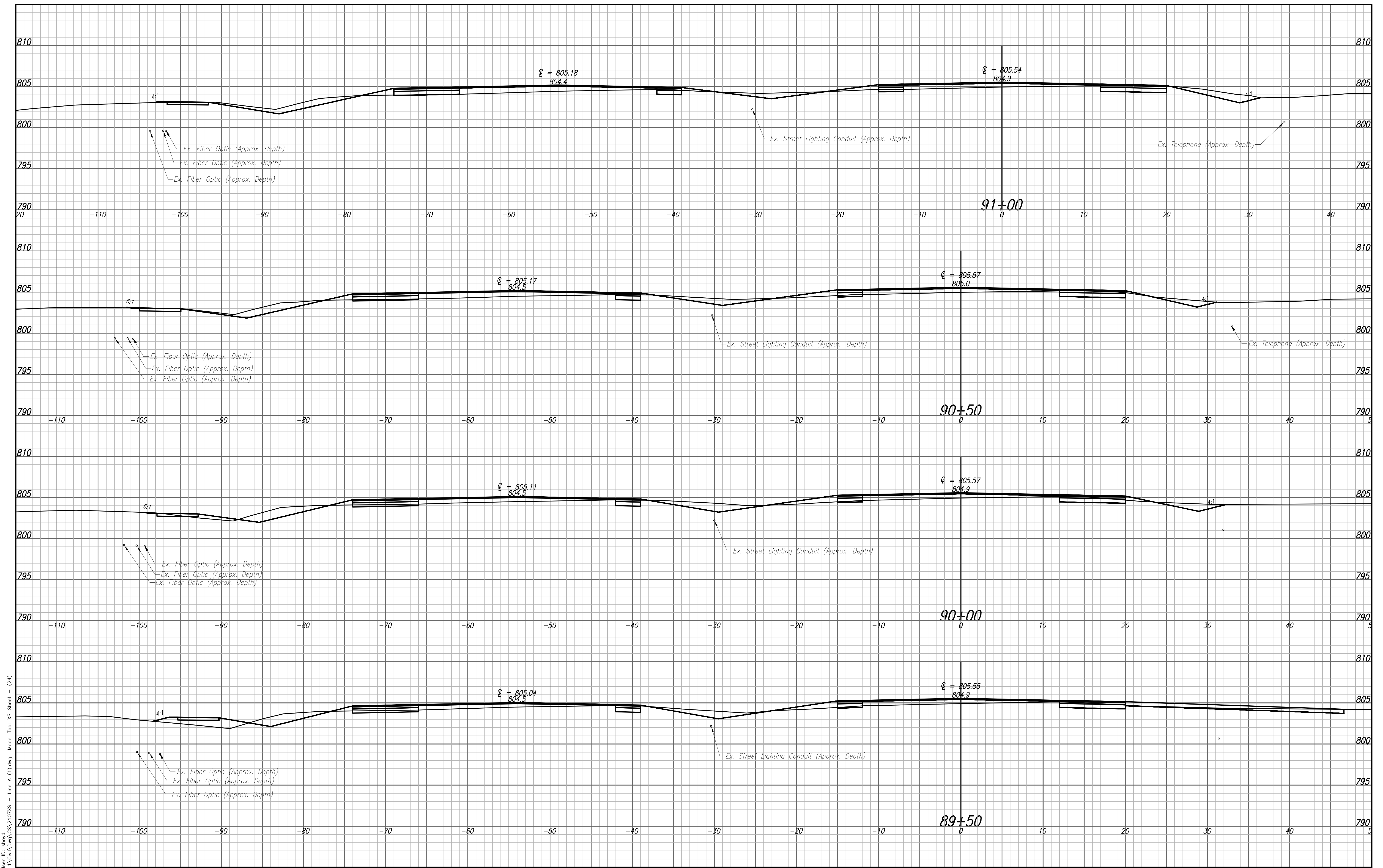
NOT FOR CONSTRUCTION
 DLZ INDIANA, LLC

RECOMMENDED FOR APPROVAL _____	DESIGN ENGINEER _____	DATE _____
DESIGNED: PSL	DRAWN: PSL	
CHECKED: JRN	CHECKED: JRN	

CITY OF FORT WAYNE
ST. JOSEPH CENTER ROAD REHABILITATION

CROSS SECTION
LINE 'PR-A'

HORIZONTAL SCALE 1" = 5'	ROAD FILE
VERTICAL SCALE 1" = 5'	DESIGNATION 0710322
SURVEY BOOK ELECTRONIC	SHEETS 67 of 74
CONTRACT R-30443	PROJECT 0710322



Date: Oct 22, 2015, 5:38pm User ID: eboyd
 File: M:\Proj\1466\2107\Phase 1\Civil\Draw\CS\2107XS - Line A (1).dwg Model Tab: XS Sheet - (24)



NOT FOR CONSTRUCTION
DLZ INDIANA, LLC

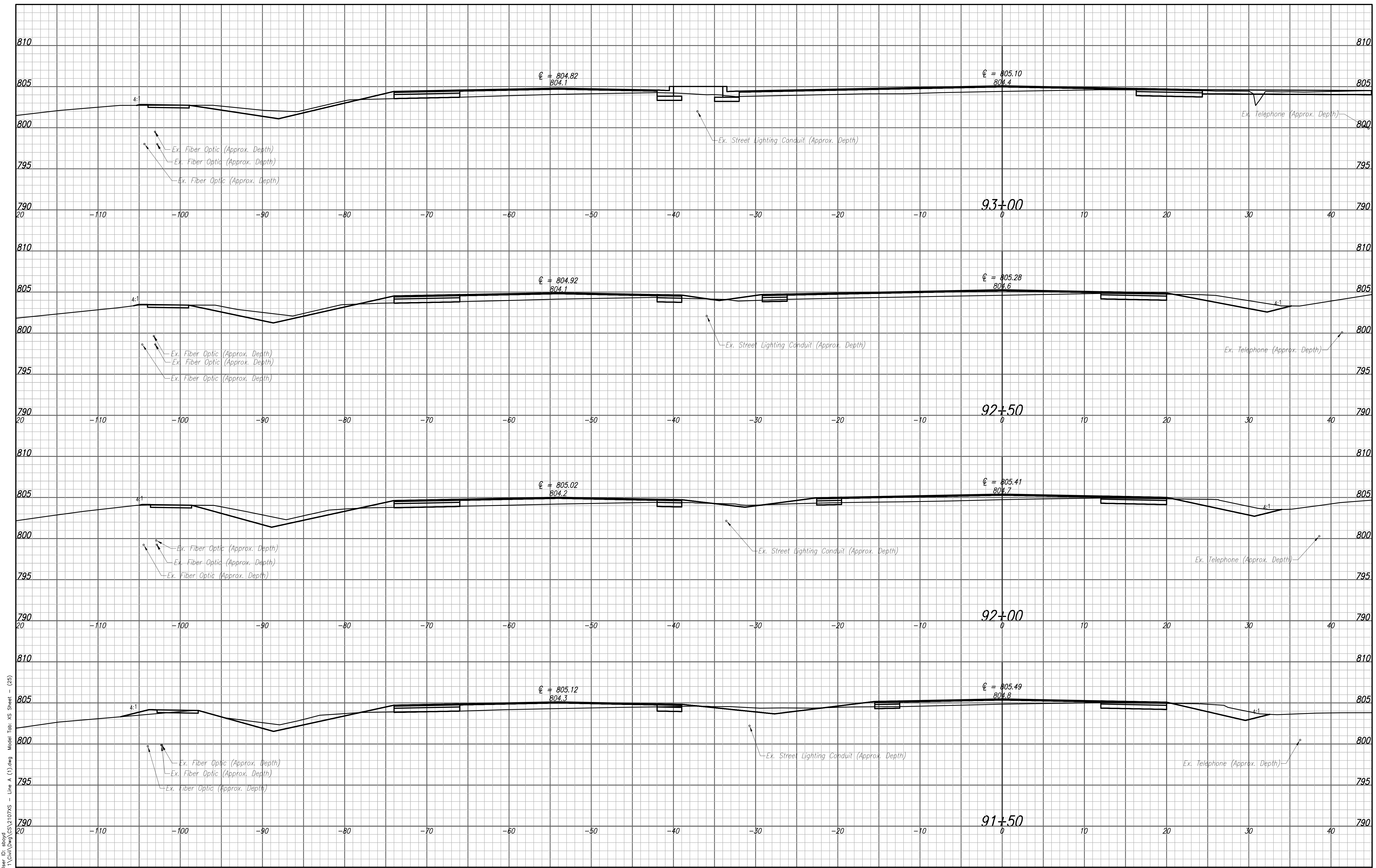
RECOMMENDED FOR APPROVAL _____
DESIGN ENGINEER _____ DATE _____

DESIGNED: PSL DRAWN: PSL
CHECKED: JRN CHECKED: JRN

CITY OF FORT WAYNE
ST. JOSEPH CENTER ROAD REHABILITATION

CROSS SECTION
LINE 'PR-A'

HORIZONTAL SCALE 1" = 5'	ROAD FILE
VERTICAL SCALE 1" = 5'	DESIGNATION 0710322
SURVEY BOOK ELECTRONIC	SHEETS 68 of 74
CONTRACT R-30443	PROJECT 0710322



Date: Oct 22, 2015, 5:38pm User ID: eboyd
 File: M:\Proj\1466\2107\Phase 1\Civil\Draw\CS\2107XS - Line A (1).dwg Model Tab: XS Sheet - (25)

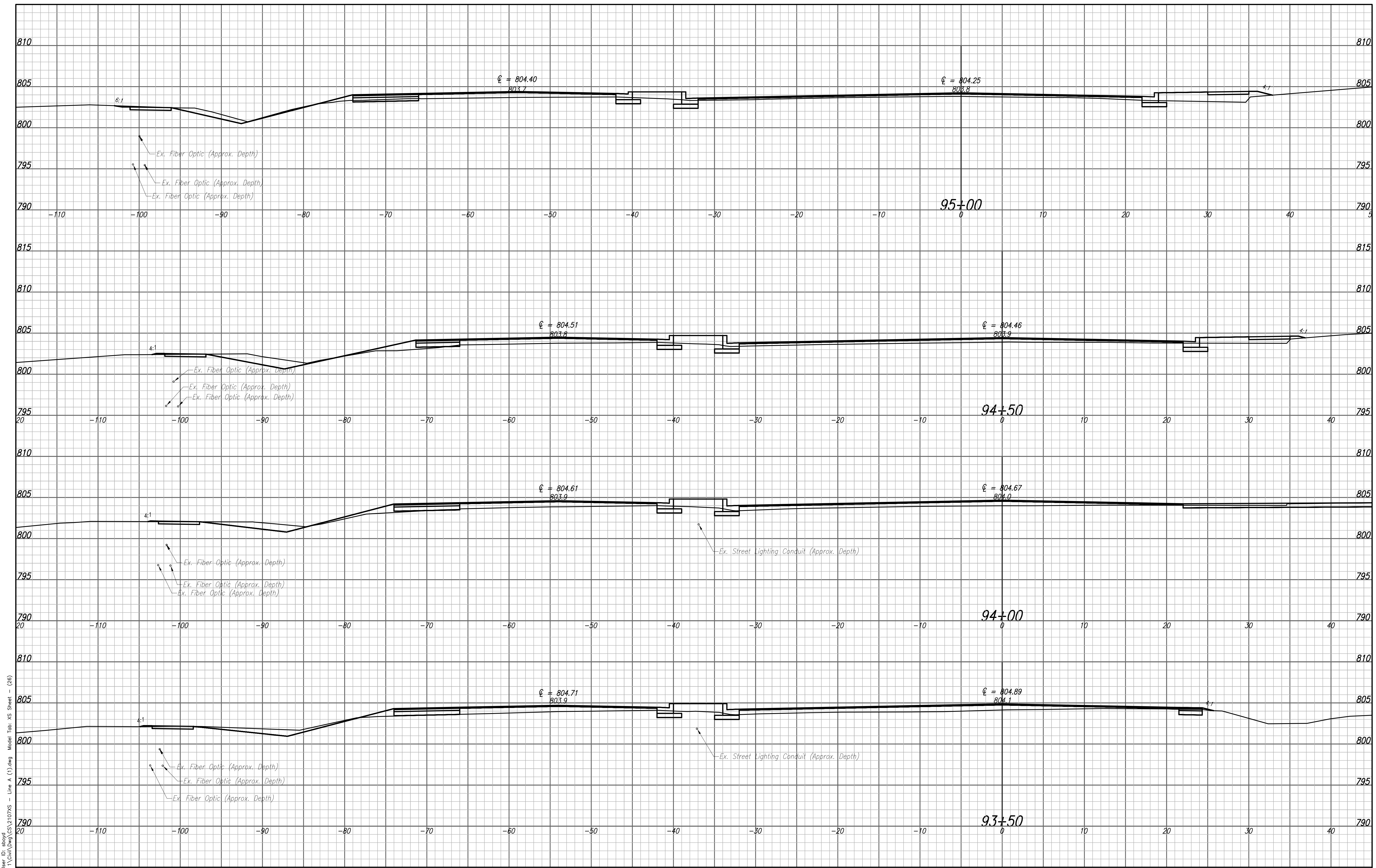


NOT FOR CONSTRUCTION
 DLZ INDIANA, LLC

RECOMMENDED FOR APPROVAL	DESIGN ENGINEER	DATE
DESIGNED: PSL	DRAWN: PSL	
CHECKED: JRN	CHECKED: JRN	

CITY OF FORT WAYNE
ST. JOSEPH CENTER ROAD REHABILITATION
CROSS SECTION
LINE 'PR-A'

HORIZONTAL SCALE 1" = 5'	ROAD FILE
VERTICAL SCALE 1" = 5'	DESIGNATION 0710322
SURVEY BOOK ELECTRONIC CONTRACT R-30443	SHEETS 69 of 74 PROJECT 0710322



Date: Oct 22, 2015, 5:39pm User ID: ehsyd
 File: M:\Proj\1466\2107\Phase 1\Civil\Draw\CS\2107XS - Line A (1).dwg Model Tab: XS Sheet - (26)



NOT FOR CONSTRUCTION
DLZ INDIANA, LLC

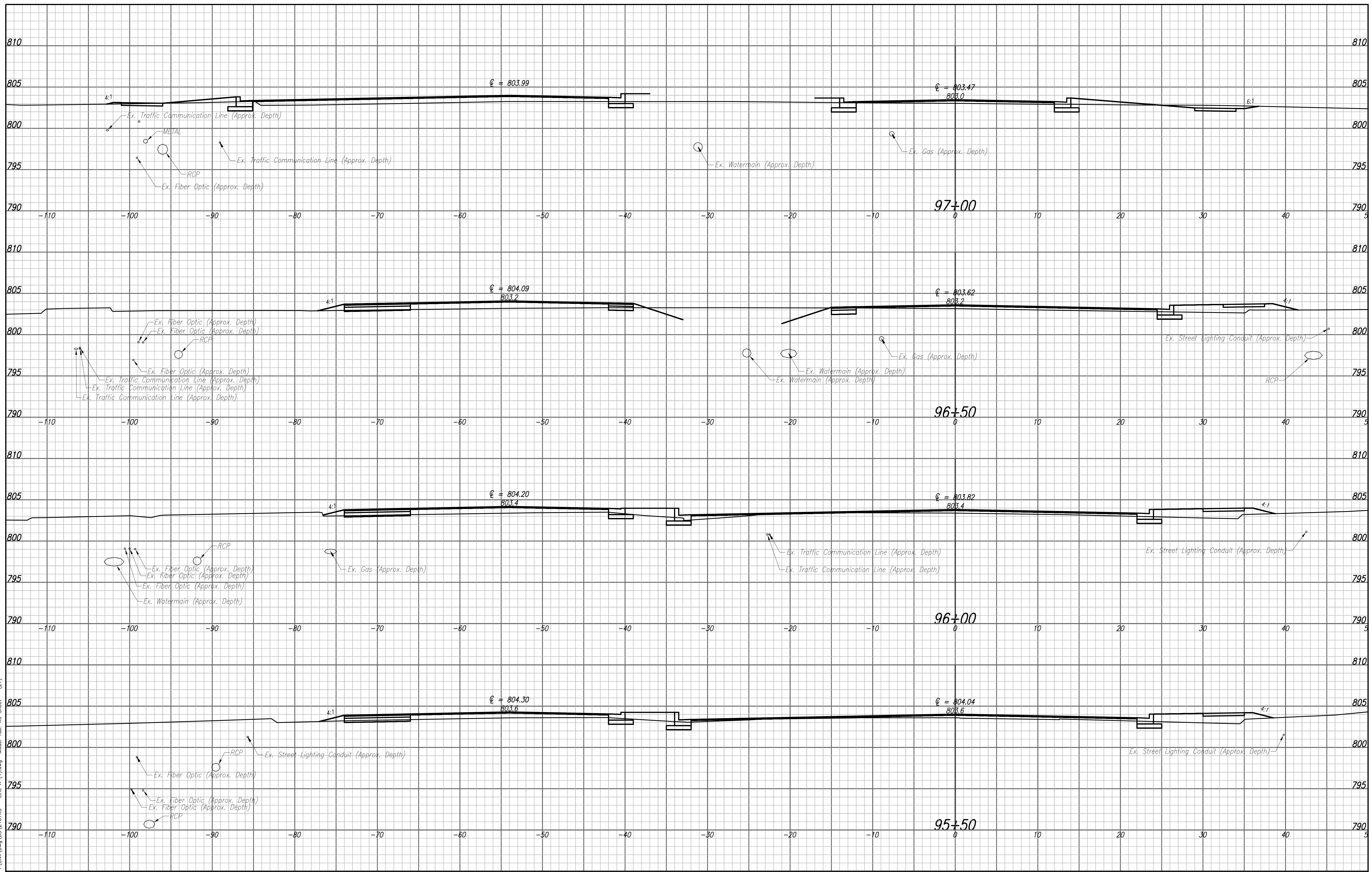
RECOMMENDED FOR APPROVAL	DESIGN ENGINEER	DATE
DESIGNED: PSL	DRAWN: PSL	
CHECKED: JRN	CHECKED: JRN	

CITY OF FORT WAYNE
ST. JOSEPH CENTER ROAD REHABILITATION

CROSS SECTION
LINE 'PR-A'

HORIZONTAL SCALE 1" = 5'	ROAD FILE
VERTICAL SCALE 1" = 5'	DESIGNATION 0710322
SURVEY BOOK ELECTRONIC CONTRACT R-30443	SHEETS 70 of 74 PROJECT 0710322

Date: Oct 22, 2015, 5:39pm User ID: ehsd
 File: M:\Proj\1466\2107\Phase 1\Civil\Draw\CS\2107XS - Line A (1).dwg Model Tab: XS Sheet - (27)

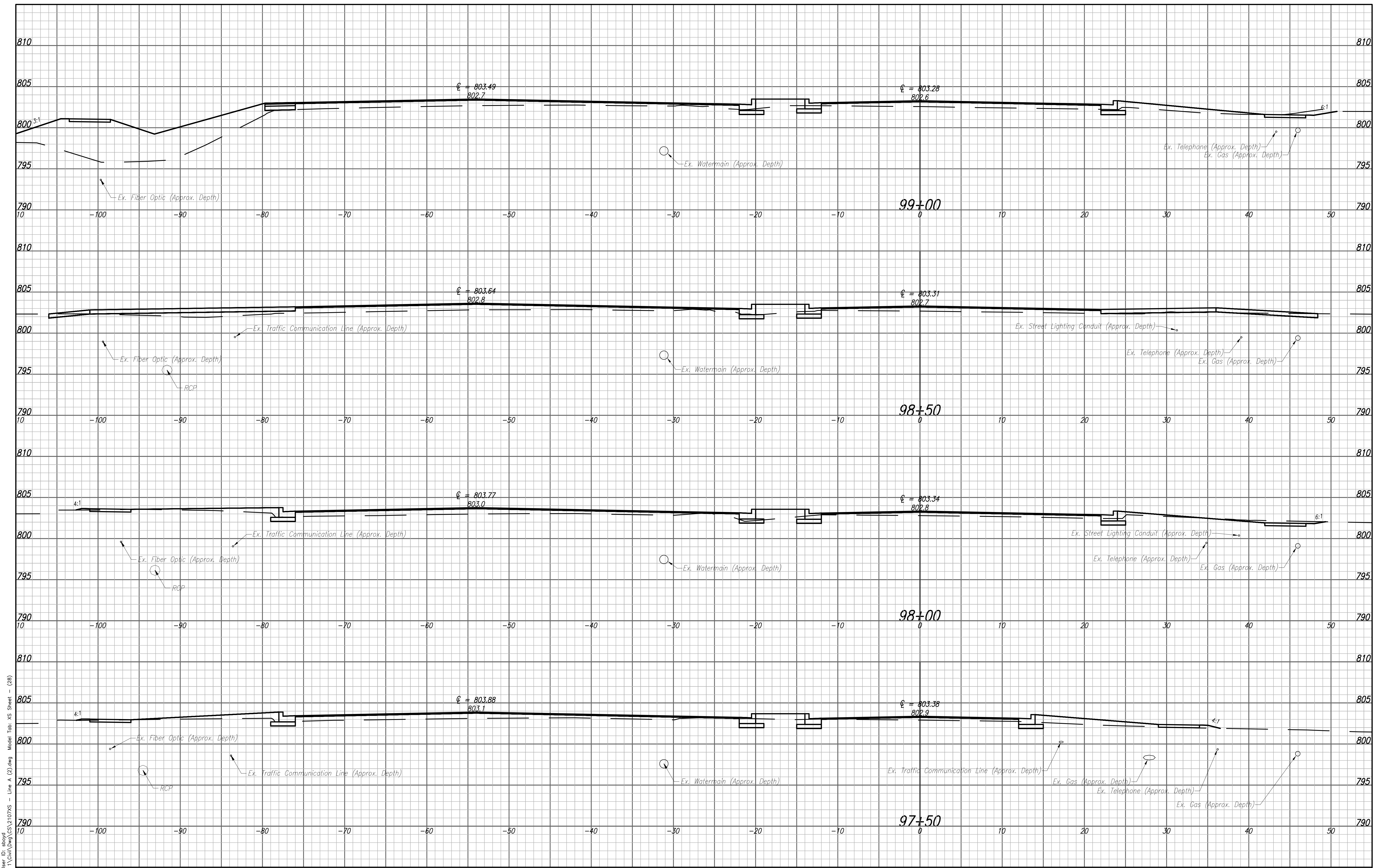


NOT FOR CONSTRUCTION
 DLZ INDIANA, LLC

RECOMMENDED FOR APPROVAL	DESIGN ENGINEER	DATE
DESIGNED: PSL	DRAWN: PSL	
CHECKED: JRN	CHECKED: JRN	

CITY OF FORT WAYNE
ST. JOSEPH CENTER ROAD REHABILITATION
CROSS SECTION
LINE 'PR-A'

HORIZONTAL SCALE 1" = 5'	ROAD FILE
VERTICAL SCALE 1" = 5'	DESIGNATION 0710322
SURVEY BOOK ELECTRONIC	SHEETS 71 of 74
CONTRACT R-30443	PROJECT 0710322



Date: Oct 22, 2015, 5:43pm User: ID: ehsyd
 File: M:\Proj\1466\2107\Phase 1\Civil\Draw\CS\2107XS - Line A (2).dwg Model Tab: XS Sheet - (28)



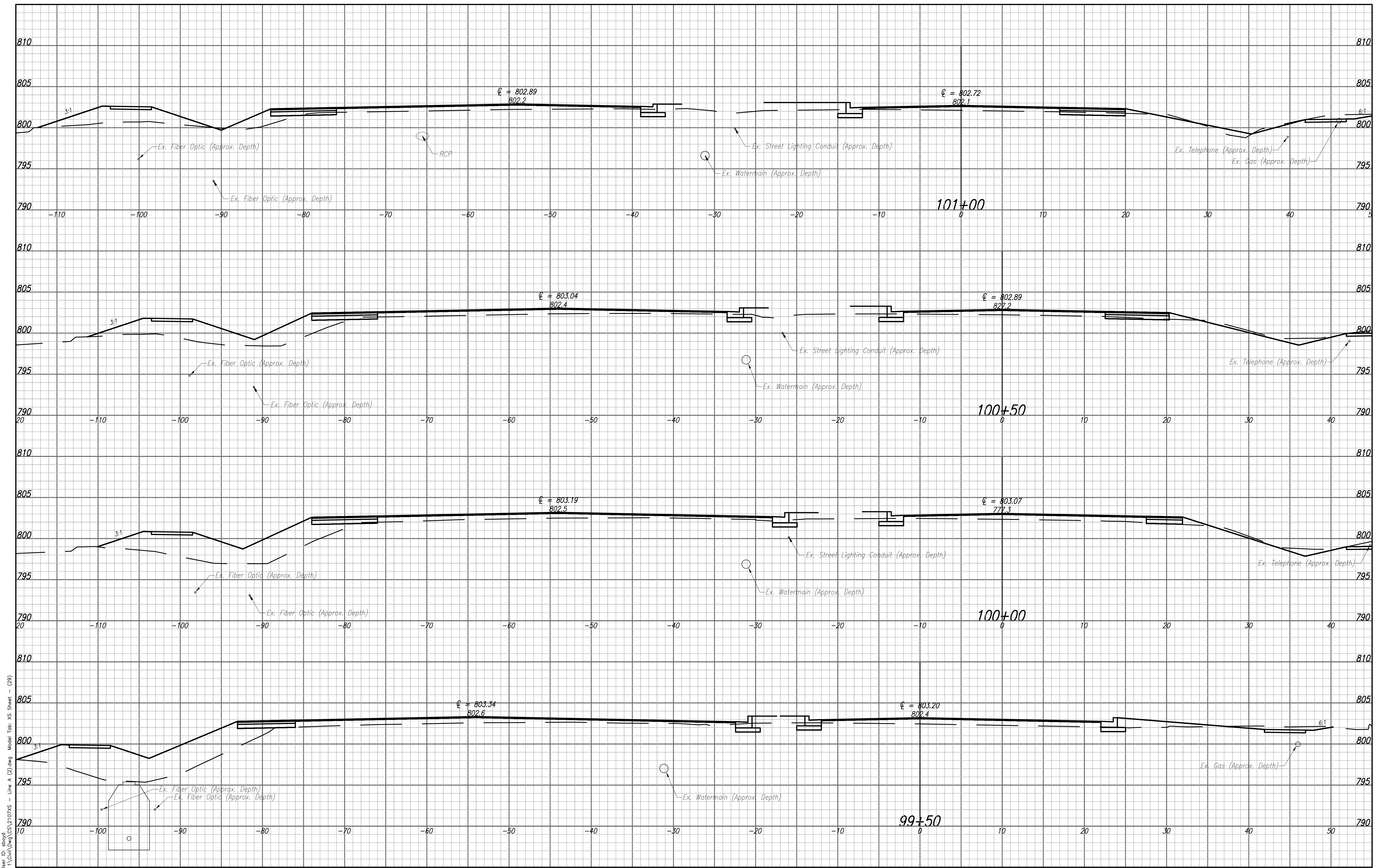
NOT FOR CONSTRUCTION
 DLZ INDIANA, LLC

RECOMMENDED FOR APPROVAL	DESIGN ENGINEER	DATE
DESIGNED: PSL	DRAWN: PSL	
CHECKED: JRN	CHECKED: JRN	

CITY OF FORT WAYNE
ST. JOSEPH CENTER ROAD REHABILITATION

CROSS SECTION
LINE 'A'

HORIZONTAL SCALE	ROAD FILE
1" = 5'	
VERTICAL SCALE	DESIGNATION
1" = 5'	0710322
SURVEY BOOK	SHEETS
ELECTRONIC	72 of 74
CONTRACT	PROJECT
R-30443	0710322



Date: Oct 22, 2015, 5:43pm User: ID: eboyd
 File: M:\Proj\1466\2107\Phase 1\Civil\Draw\CS\2107XS - Line A (2).dwg Model Tab: XS Sheet - (29)



NOT FOR CONSTRUCTION
 DLZ INDIANA, LLC

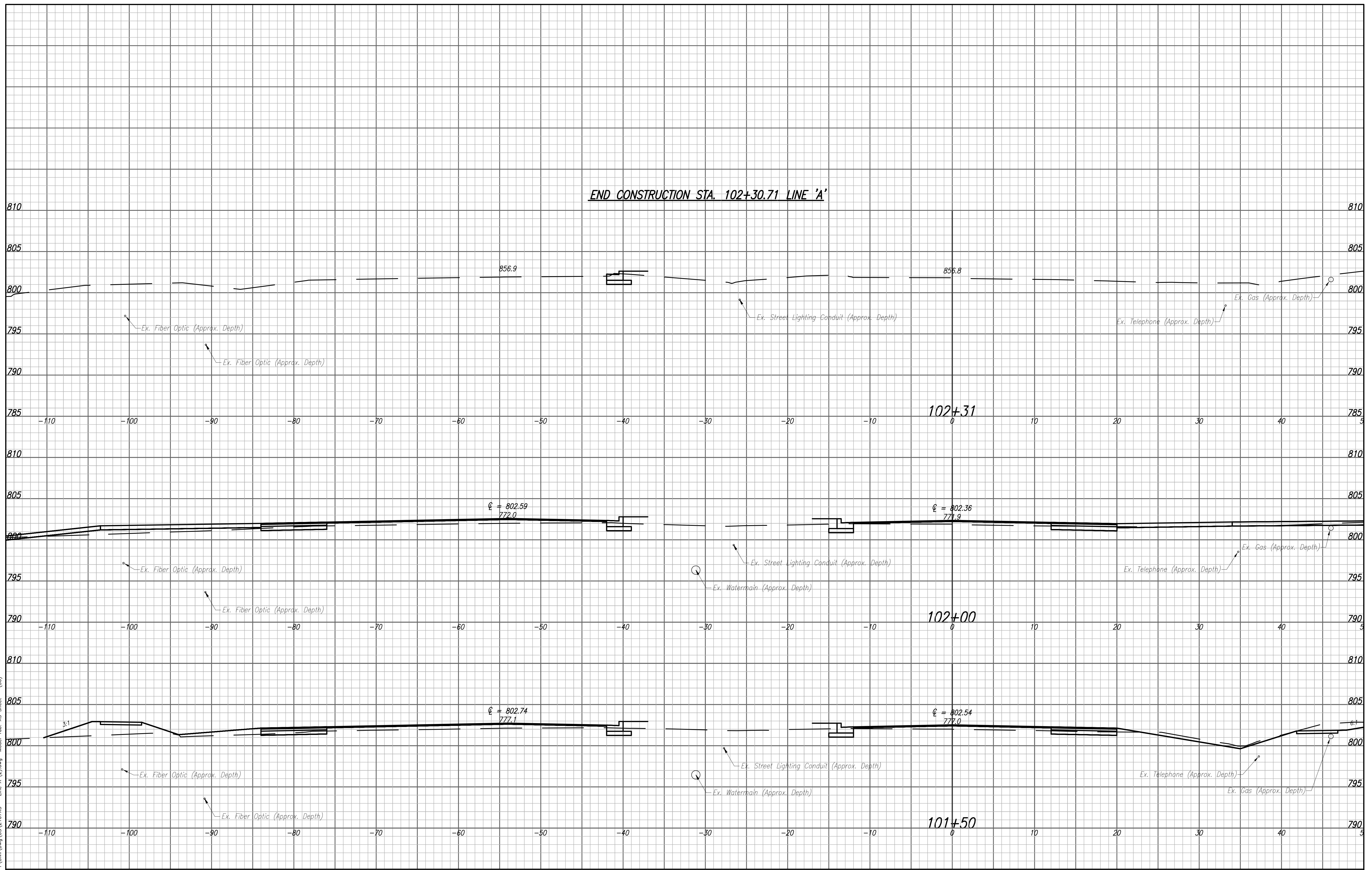
RECOMMENDED FOR APPROVAL _____	DESIGN ENGINEER _____	DATE _____
DESIGNED: PSL	DRAWN: PSL	
CHECKED: JRN	CHECKED: JRN	

CITY OF FORT WAYNE
ST. JOSEPH CENTER ROAD REHABILITATION

CROSS SECTION
LINE 'A'

HORIZONTAL SCALE 1" = 5'	ROAD FILE
VERTICAL SCALE 1" = 5'	DESIGNATION 0710322
SURVEY BOOK ELECTRONIC R-30443	SHEETS 73 of 74 PROJECT 0710322

Date: Oct 22, 2015, 5:43pm User: ID: ehsyd
 File: M:\Proj\1466\2107\Phase 1\Civil\Draw\CS\2107XS - Line A (2).dwg Model Tab: XS Sheet - (30)



NOT FOR CONSTRUCTION
 DLZ INDIANA, LLC

RECOMMENDED FOR APPROVAL _____	DESIGN ENGINEER _____	DATE _____
DESIGNED: PSL	DRAWN: PSL	
CHECKED: JRN	CHECKED: JRN	

CITY OF FORT WAYNE
ST. JOSEPH CENTER ROAD REHABILITATION
CROSS SECTION
LINE 'A'

HORIZONTAL SCALE 1" = 5'	ROAD FILE
VERTICAL SCALE 1" = 5'	DESIGNATION 0710322
SURVEY BOOK ELECTRONIC	SHEETS 74 of 74
CONTRACT R-30443	PROJECT 0710322