



City of Fort Wayne 2019 Civil City Budget

Mayor Tom Henry

September 25, 2018

Fort Wayne under Mayor Henry's leadership



- Positive momentum/investments in Fort Wayne
- Revitalized downtown and strong neighborhoods
- Point of destination community to live, work & play
- Job growth & additional economic development opportunities
- Commitment to meeting the needs of residents and businesses
- Focus on quality of life that make Fort Wayne attractive and unique



2019 Budget Highlights

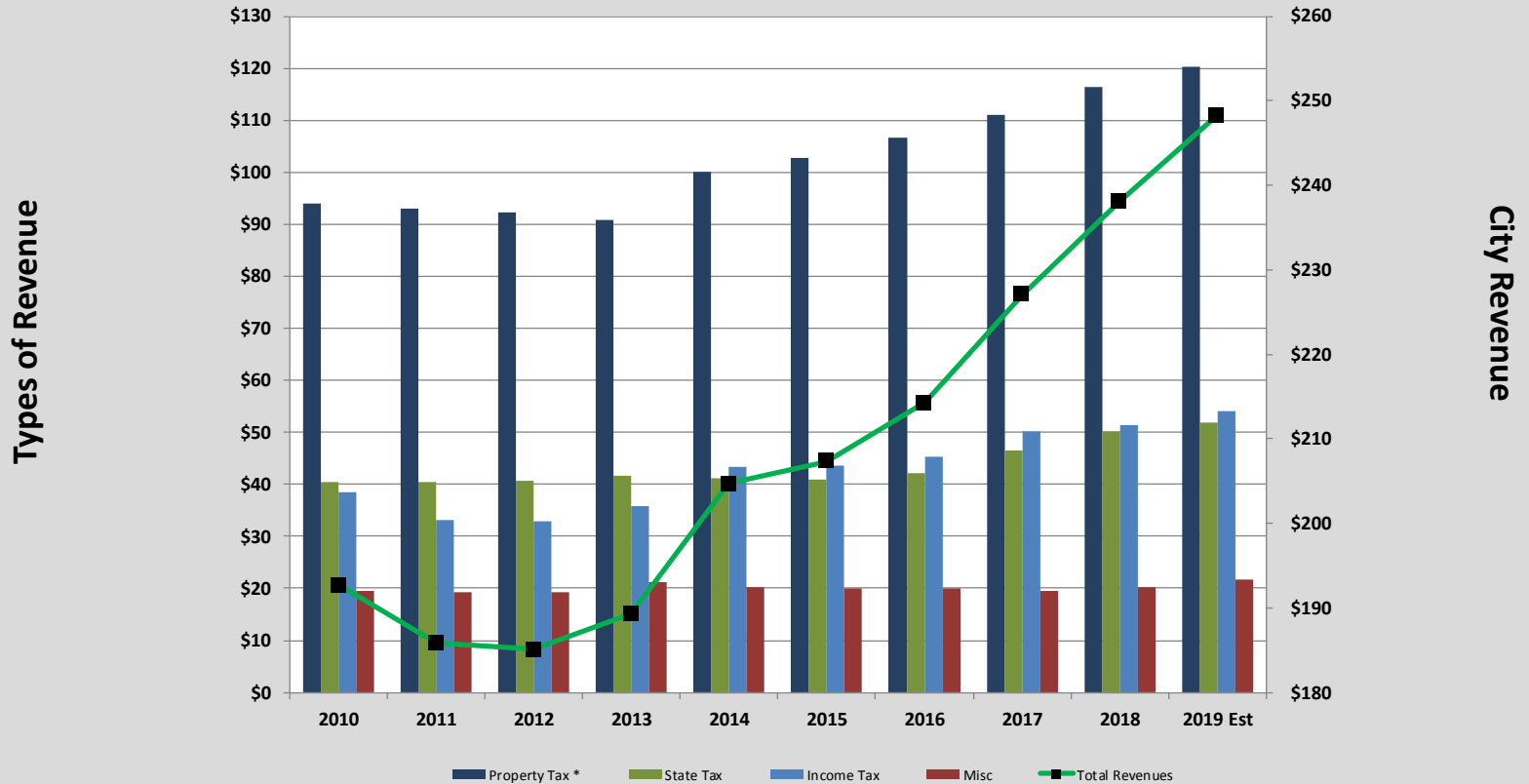
- Commitment to Public Safety
 - ✓ 25 new recruits – Police Department
 - ✓ 25 new recruits – Fire Department
 - ✓ 7 new police officers
 - ✓ 2 new fire engines
- Neighborhood Infrastructure Projects
 - ✓ \$23.1 million
- Sidewalks and Alleys
 - ✓ \$6.5 million
- Projects in City Parks
 - ✓ \$3 million in Parks capital maintenance



What are we hearing?

- 2018 Lowest cost of living city by Niche (3rd year in a row)
- 2018 17th best run city in the U.S. by Wallethub
- 2018 best place to live in Indiana and 40th in the country by U.S. News & World Report
- 2018 Fort Wayne named the best city in Indiana to live by Business Insider
- 2018 Fort Wayne named the top real estate market city in the Midwest by Realtor.com
- 2018 Fort Wayne named as the most affordable big city for home ownership by SmartAsset

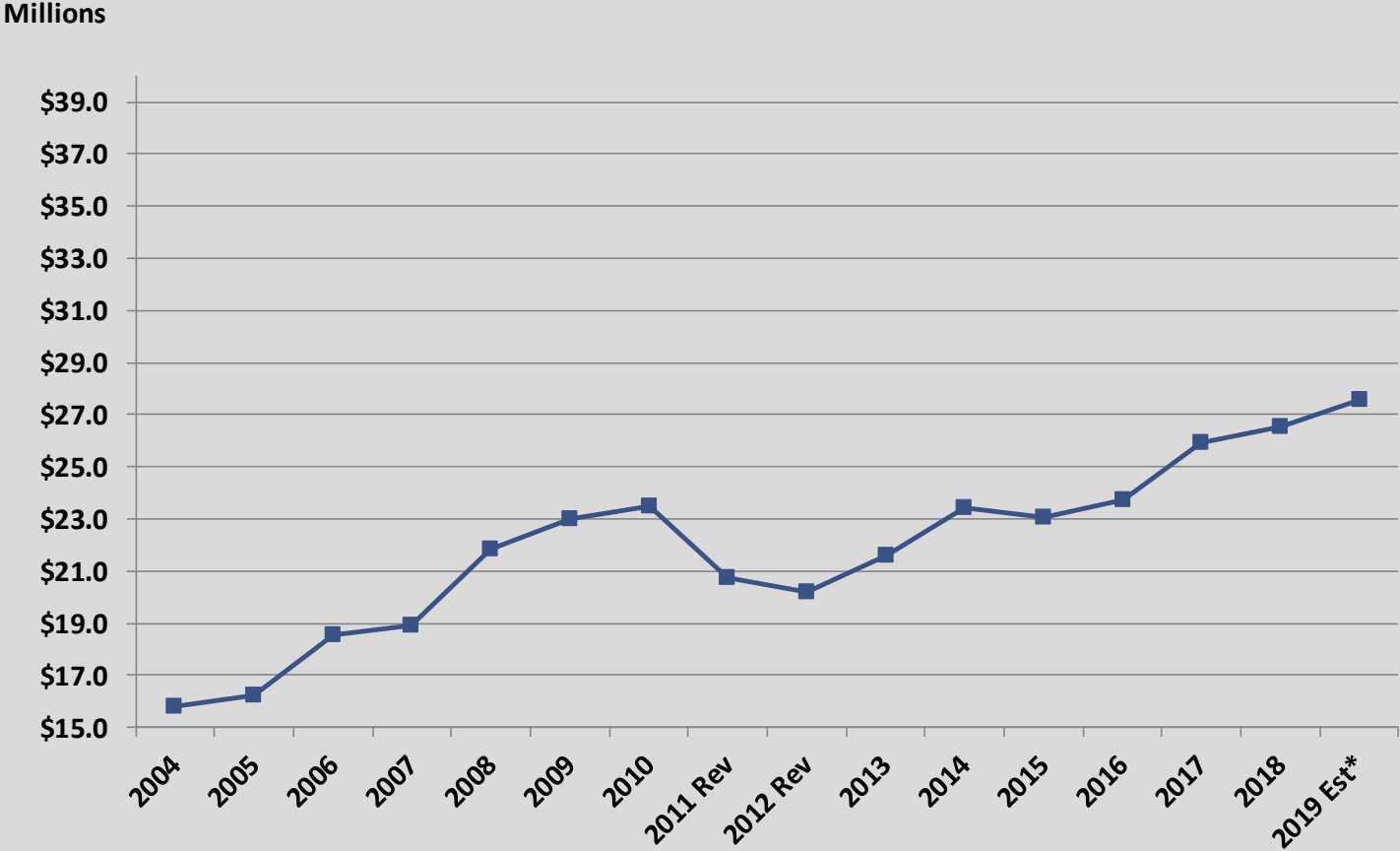
City Revenue Analysis (in millions)



*Property Tax Levy Net of Circuit Breaker

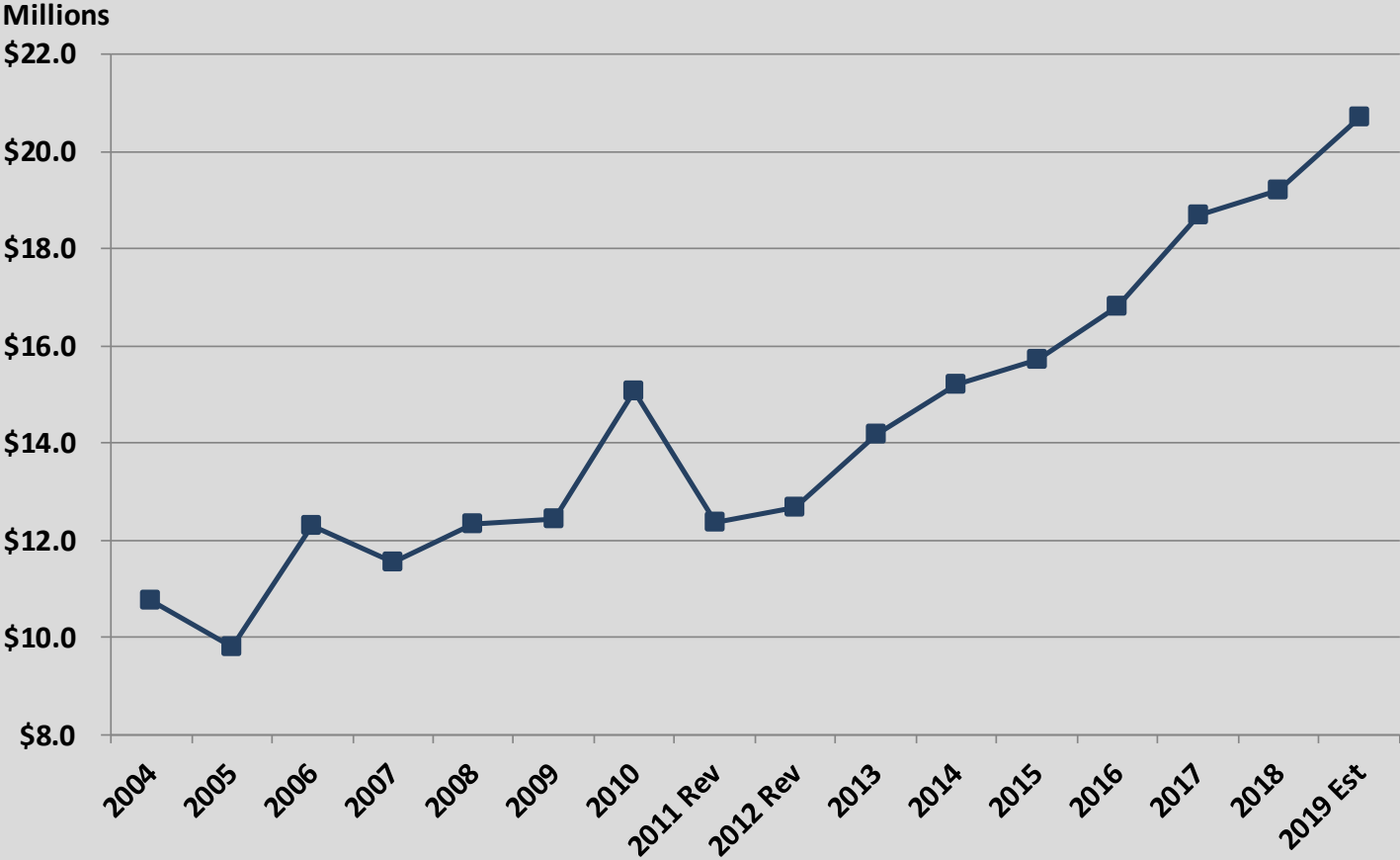
2019 excludes the additional Local Income Tax – Economic Development

Local Income Tax (LIT) – Economic Development Distribution to City (formerly CEDIT)



*2019 Est excludes additional Local Income Tax – Economic Development of \$8,801,634

Local Income Tax (LIT) – Certified Shares Distribution to City (formerly COIT)



PT Supported Balanced Budget

including PS LOIT (in millions)



Revenue:

Property Tax	139.9
*Circuit Breaker (est.)	(19.5)
Public Safety LOIT	5.8
COIT	20.7
Miscellaneous	<u>28.3</u>
Total Revenue	\$ 175.2

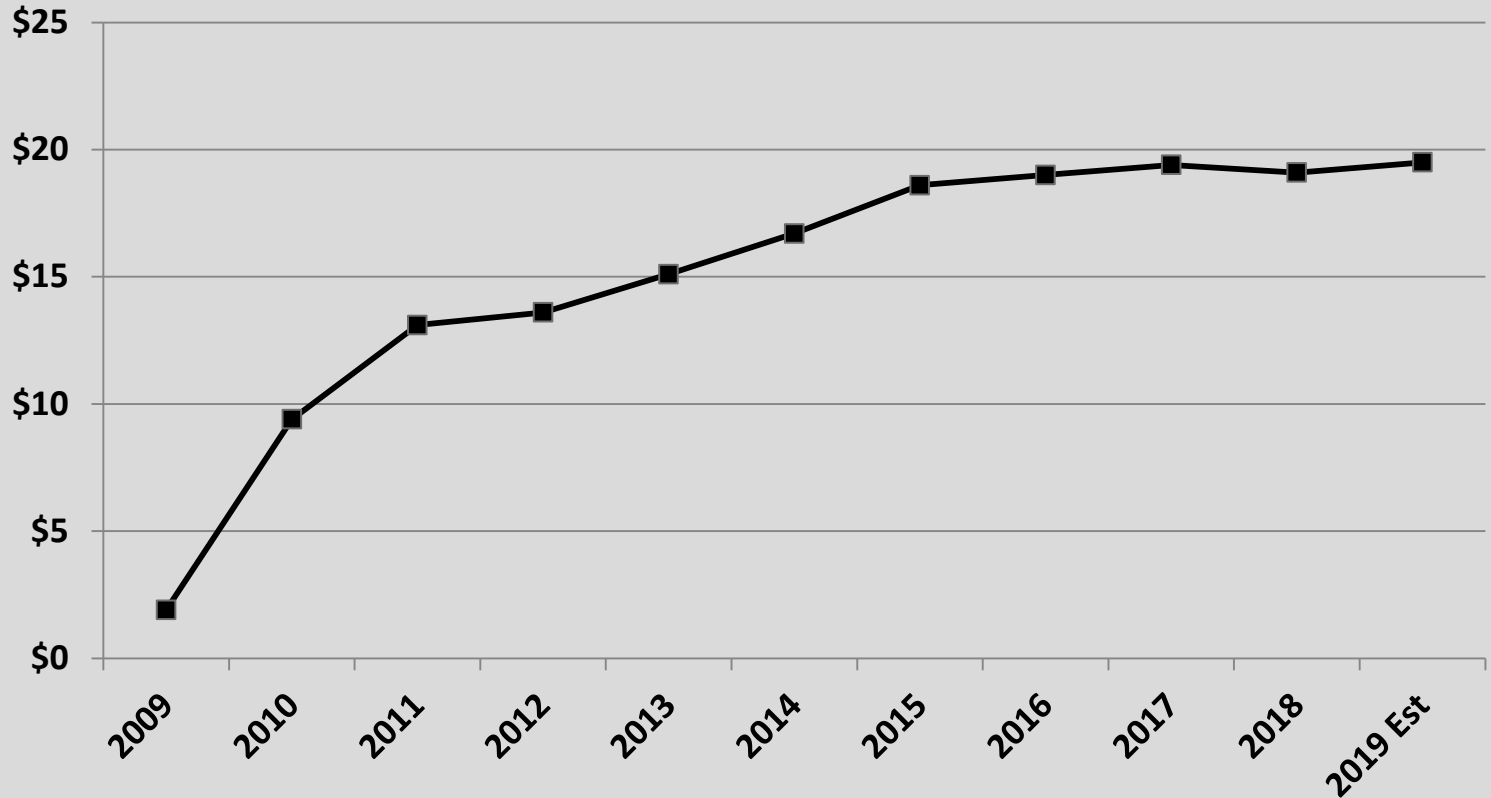
Expenses:

Payroll	130.7
Supplies	6.6
Services	30.1
Capital	0.1
Capital Infrastructure and Parks	<u>5.5</u>
Total Expenses	\$ 173.0

Increase in Cash \$ 2.2

*Circuit Breaker amount is unknown until March-April, 2019

Circuit Breaker Effect (in millions)



Property tax relief and revenue loss to City estimated to be \$165.3 million since property tax caps became law.

Submitted Budget Summary (in millions)

Property Tax Supported Funds w/PS LOIT



2018 Revised Budget		\$ 167.6
Public Safety:		
	3% Increase	2.2
	Fire SAFER Grant	(0.4)
	Health Insurance Increase	0.7
	Overtime	0.5
	Police Staffing Changes	<u>0.7</u>
	Total Public Safety	\$ 3.7
Non-Public Safety:		
	3% Increase	1.1
	Health Insurance Increase	0.2
	Election Expense	<u>0.4</u>
	Total Non-Public Safety	\$ <u>1.7</u>
	Total Change in Budget	\$ <u>5.4</u>
2019 Submitted Budget		\$ 173.0

Streets and Roads Investment (in millions)



<u>Funding Source</u>	<u>Proposed 2019</u>	<u>Budgeted 2018</u>	<u>Budgeted 2017</u>
CEDIT	7.9	12.8	8.5
CCDF (Cumulative Capital Development)	2.8	2.8	3.3
Community Legacy	-	-	1.0
MVH	5.6	0.1	-
Municipal Wheel/Surtax	5.1	4.8	4.8
Special LOIT Distribution (2016)	-	-	5.2
INDOT Matching	0.5	1.0	1.0
LR&S	1.2	1.0	-
Total Streets and Roads Investment	\$23.1	\$22.5	\$23.8

Salary Analysis



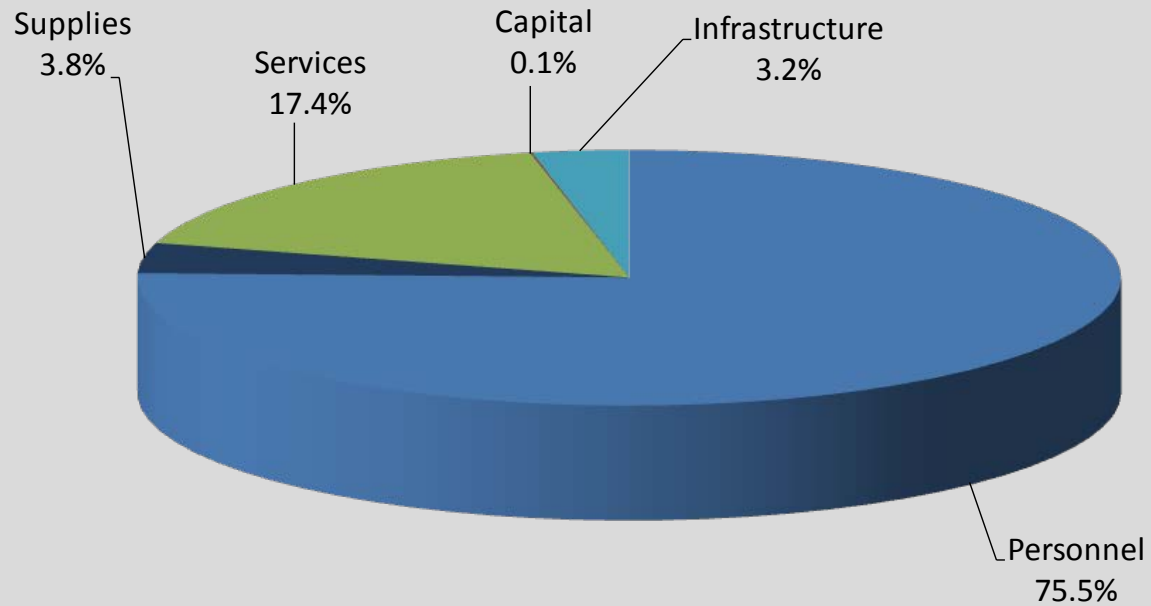
Year	Regional Survey**	City of Fort Wayne COLA Increase
2010	-	1.0%*
2011	-	1.0%
2012	-	0.0%
2013	2.2%	2.0%
2014	1.8%	2.0%
2015	2.2%	2.0%
2016	2.4%	2.0%
2017	2.8%	2.0%
2018	3.1%	2.0%
2019	3.4%	3.0%***

*Unions received 1.5%

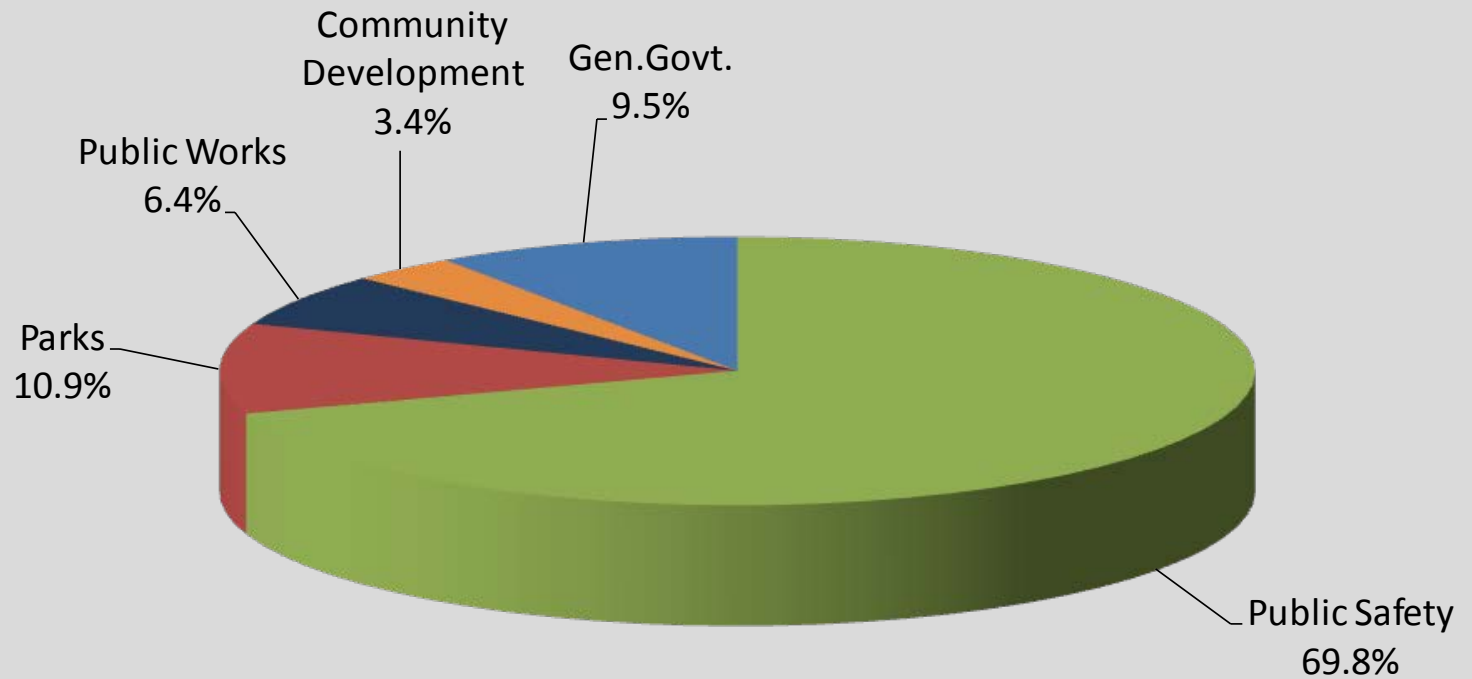
**Provided by Waggoner, Irwin, Scheele

***Proposed

2019 Property Tax/PS LOIT Expenses by Series



2019 Property Tax/PS LOIT Expenses by Division including Infrastructure



Fiscal Notes



- Assessed Value growth 5 years in a row
- Fire and Police at full TARGET staffing
- Levy growth of 3.4%
- Streets & Roads spending of \$23.1 million
- Sidewalks & Alleys spending of \$6.5 million
- Parks project work funded @ \$3.0 million



Questions?