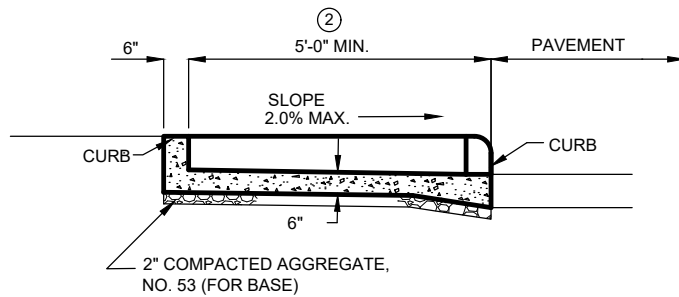
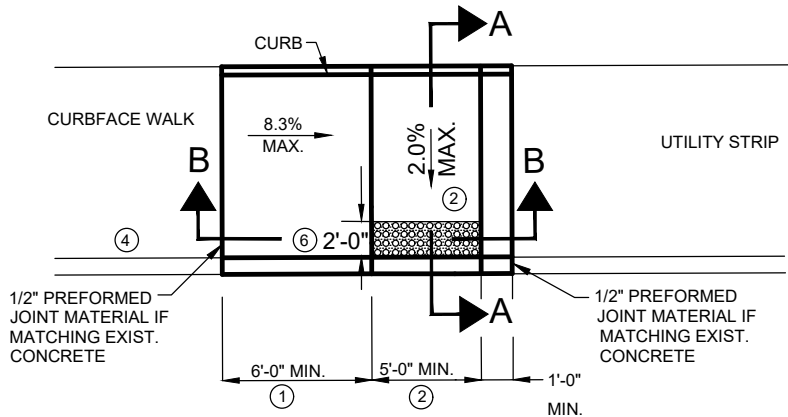
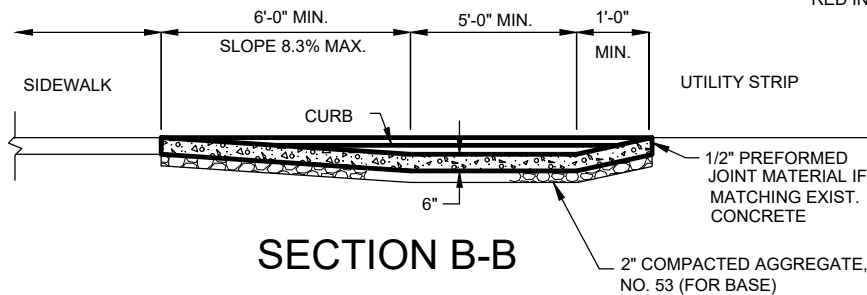




## CURB RAMP TYPE O



SECTION A-A



SECTION B-B

## GENERAL NOTES

- ① THESE DIMENSIONS ARE BASED ON A 6" CURB HEIGHT, AND SHALL BE PROPORTIONALLY ADJUSTED FOR OTHER CURB HEIGHTS.
- ② A 4'-0" MINIMUM WIDTH RAMP MAY BE USED WITH ENGINEERS APPROVAL WHEN EXISTING SPACE PROHIBITS THE CONSTRUCTION OF THE 6'-0" WIDE RAMP.
- ④ TURNING SPACE AT THE TOP OF CURB RAMPS SHALL HAVE MAXIMUM CROSS SLOPE OF 2.0% IN ANY DIRECTION. WHERE SITE INFEASIBILITY PRECLUDES A TURNING SPACE SLOPE OF 2.0% IN ANY DIRECTION, THE SLOPE PERPENDICULAR TO THE CURB FACE SHALL NOT EXCEED 2.0%. A TURNING SPACE (4.0 FT) MINIMUM BY (4.0 FT) MINIMUM SHALL BE PROVIDED AT THE TOP OF THE CURB RAMP AND SHALL BE PERMITTED TO OVERLAP OTHER TURNING SPACES AND CLEAR SPACES. WHERE THE TURNING SPACE IS CONSTRAINED AT THE BACK OF THE SIDEWALK, THE TURNING SPACE SHALL BE (4.0 FT) MINIMUM BY (5.0 FT) MINIMUM. THE (5.0 FT) DIMENSION SHALL BE PROVIDED IN THE DIRECTION OF THE RAMP RUN.
- ⑥ DETECTABLE WARNING SURFACE SHALL BE BRICK RED IN COLOR.